



ATLANTIC
Fluid Tech

**SECTION
6**

Overcenter
Valves

SECTION 6

OVERCENTRE VALVES



Hydraulic scheme	Valve description	Valve type	Rated flow (l/min)	Max. pressure (bar)	Installation	Main port size or cavity type	Page
	CBSN-030-PARH	Poppet type	30	350	Cartridge	SAE-08-3C	6.01.010
	CBSN-040-DCNH	Differential area	40	350	Cartridge	VP000174	6.01.020
	CBSN-060-DARH	Poppet type, differential area	60	350	Cartridge	SAE-10-3C	6.01.030
	CBSN-060-DSRH	Poppet type, differential area	60	350	Cartridge	VP000161 (T-11A)	6.01.040
	CBSN-060-DCNH	Differential area	60	350	Cartridge	VP000121	6.01.050
	CBSN-100-DCNH	Differential area	100	350	Cartridge	VP000120	6.01.060
	CBSN-120-DSRH	Poppet type, differential area	120	350	Cartridge	VP000165 (T-2A)	6.01.070
	CBSN-120-DAGH	Poppet type, differential area	120	350	Cartridge	SAE-12-3C	6.01.080
	CBSN-150-DCNH	Differential area	150	350	Cartridge	VP000128	6.01.090
	CBSN-240-DSGH	Poppet type, differential area	240	420	Cartridge	VP000166 (T-17A)	6.01.100
	CBSN-300-DCNH	Differential area	300	350	Cartridge	VP000127	6.01.110
	CBSN-320-DARH	Poppet type, differential area	320	420	Cartridge	SAE-20-3C	6.01.120
	CBST-030-PARH	Poppet type, fully compensated	30	350	Cartridge	SAE-08-3C	6.03.130
	CBST-040-DCNH	Differential area, relief and pilot compensated	40	350	Cartridge	VP000174	6.03.140
	CBST-100-DCNH	Differential area, relief and pilot compensated	100	350	Cartridge	VP000120	6.03.150
	CBST-150-DCNH	Differential area, relief and pilot compensated	150	350	Cartridge	VP000128	6.03.160
	CBST-300-DCNH	Differential area, relief and pilot compensated	300	350	Cartridge	VP000127	6.03.170
	MBSN-040-ALNP	Single acting	40	350	In line	G 1/4"	6.04.180
	MBSN-040-ZLNA	Single acting	40	350	In line	G 3/8"	6.04.190
	MBSN-040-AANP	Single acting, one flanged ports	40	350	In line	G 1/4"	6.04.200
	MBSN-040-ZDNA	Single acting, all flanged ports	40	350	In line	Ø 8	6.04.210
	MBSN-040-APNR	Single acting, banjo mounting	40	350	In line	G 3/8"	6.04.220
	MBSN-060-ALNR	Single acting	60	350	In line	G 3/8"	6.04.230
	MBSN-060-ALNE	Single acting	60	350	In line	G 3/8"	6.04.240
	MBSN-060-ZLSE	Single acting	60	350	In line	G 1/2"	6.04.250
	MBSN-060-ALNE	Single acting	60	350	In line	G 1/2"	6.04.260
	MBSN-060-ZLNA	Single acting, in line ports	60	350	In line	G 1/2"	6.04.270
	MBSN-060-AANR	Single acting, one flanged port	60	350	Flanged	G 3/8"	6.04.280
	MBSN-060-AATV	Single acting, one flanged port	60	350	Flanged	G 3/8"	6.04.290
	MBSN-060-ABNP	Single acting, two flanged ports	60	350	Flanged	G 3/8"	6.04.300
	MBSN-060-ABNP	Single acting, two flanged ports	60	350	Flanged	G 1/2"	6.04.310
	MBSN-150-ALNV	Single acting	150	350	In line	G 1/2"	6.04.320
	MBSN-150-ALNV	Single acting	150	350	In line	G 3/4"	6.04.330
	MBSN-150-AANV	Single acting, one flanged port	150	350	Flanged	G 3/4"	6.04.340
	MBSN-150-ABNV	Single acting, two flanged ports	150	350	Flanged	G 1/2"	6.04.350
	MBSN-150-ABNV	Single acting, two flanged ports	150	350	Flanged	G 3/4"	6.04.360
	MBSN-300-ZLNP	Single acting	300	350	In line	G 1"	6.04.370

SECTION 6

OVERCENTRE VALVES

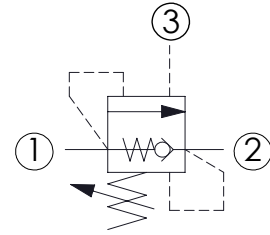
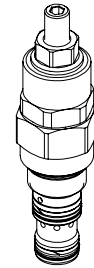
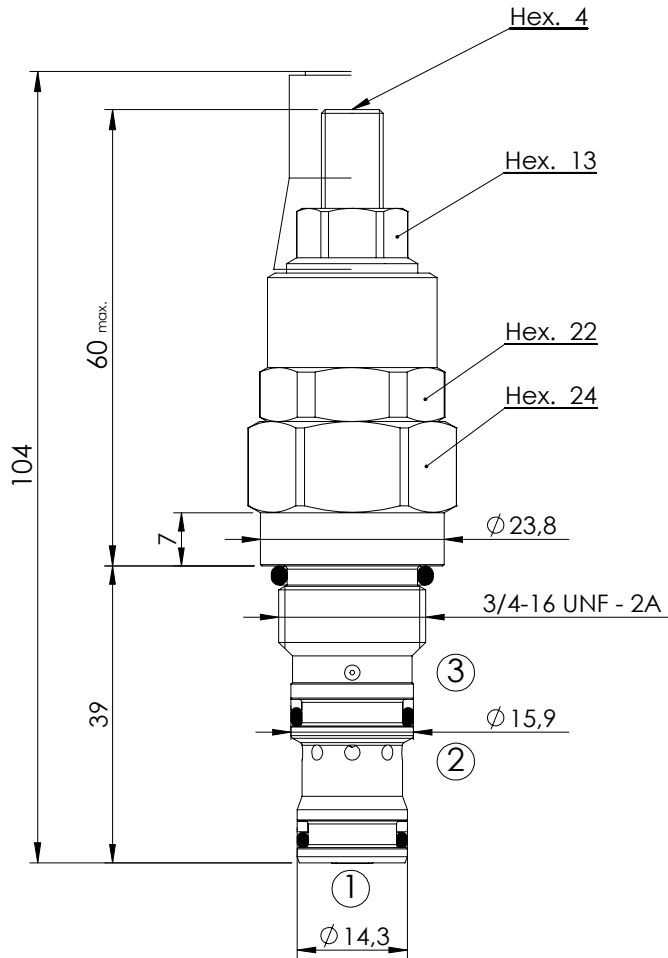


Hydraulic scheme	Valve description	Valve type	Rated flow (l/min)	Max. pressure (bar)	Installation	Main port size or cavity type	Page
	MBSP-060-ZLSE	Single acting, relief compensated	60	350	In line	G 3/8"	6.05.380
	MBSP-060-ALNP	Single acting, relief compensated	60	350	In line	G 3/8"	6.05.390
	MBSP-060-ALNE	Single acting, relief compensated	60	350	In line	G 1/2"	6.05.400
	MBSP-060-ABNP	Single acting, two flanged ports, relief compens.	60	350	Flanged	G 3/8"	6.05.410
	MBSP-060-ABNP	Single acting, two flanged ports, relief compens.	60	350	Flanged	G 1/2"	6.05.420
	MBSP-150-ZLSE	Single acting	150	350	In line	G 3/4"	6.05.430
	MBST-150-AANV	Single acting, one flanged port, relief compens.	150	350	Flanged	G 3/4"	6.06.440
	MBST-150-ABNV	Single acting, two flanged ports, fully compens.	150	350	Flanged	G 1/2"	6.06.450
	MBST-150-ABNV	Single acting, two flanged ports, fully compens.	150	350	Flanged	G 3/4"	6.06.460
	MBDN-040-ALNP	Double acting	40	350	In line	G 1/4"	6.07.470
	MBDN-040-ALNR	Double acting	40	350	In line	G 1/4"	6.07.480
	MBDN-040-ZLNN	Double acting	40	350	In line	G 3/8"	6.07.490
	MBDN-040-AANR	Double acting, one flanged port	40	350	Flanged	G 1/4"	6.07.500
	MBDN-040-ABNP	Double acting, two flanged ports	40	350	Flanged	G 1/4"	6.07.510
	MBDN-040-ABNR	Double acting, two flanged ports	40	350	Flanged	G 1/4"	6.07.520
	MBDN-040-ABNV	Double acting, two flanged ports	40	350	Flanged	G 3/8"	6.07.530
	MBDN-040-ZBNN	Double acting, two flanged ports	40	350	Flanged	G 3/8"	6.07.540
	MBDN-040-ZDNA	Double acting, all flanged ports	40	350	Flanged	Ø 8	6.07.550
	MBDN-060-ALNR	Double acting	60	350	In line	G 3/8"	6.07.560
	MBDN-060-ALNR	Double acting	60	350	In line	G 1/2"	6.07.570
	MBDN-060-ZLDE	Double acting	60	350	In line	G 1/2"	6.07.580
	MBDN-060-AANR	Double acting, one flanged port	60	350	Flanged	G 3/8"	6.07.590
	MBDN-060-ABNR	Double acting, two flanged ports	60	350	Flanged	G 3/8"	6.07.600
	MBDN-060-ABNR	Double acting, two flanged ports	60	350	Flanged	G 1/2"	6.07.610
	MBDN-060-ZDNA	Double acting, all flanged ports	60	350	Flanged	Ø10	6.07.620
	MBDN-100-ALDE	Double acting	100	350	In line	G 1/2"	6.07.630
	MBDN-100-ABNR	Double acting, two flanged ports	100	350	Flanged	Ø9	6.07.640
	MBDN-150-ZLDE	Double acting	150	350	In line	G 3/4"	6.07.650
	MBDN-150-ZLNP	Double acting	150	350	In line	G 3/4"	6.07.660
	MBDN-150-ZBNV	Double acting, two flanged ports	150	350	Flanged	G 3/4"	6.07.670
	MBDN-300-ZLNR	Double acting	150	350	In line	G 1"	6.07.680
	MBDP-060-ALNR	Double acting, relief compensated	60	350	In line	G 3/8"	6.08.690
MBDP-060-ALNR	Double acting, relief compensated	60	350	In line	G 1/2"	6.08.700	
MBDP-060-ZLDE	Double acting, relief compensated	60	350	In line	G 1/2"	6.08.710	
MBDP-150-ZLDE	Double acting, relief compensated	150	350	In line	G 3/4"	6.08.720	
MBDT-150-ZBNV	Double acting, two flanged ports, fully compens.	150	350	Flanged	G 3/4"	6.09.730	
	MBDN-500-ABNR	Double acting	500	420	Flanged	1 1/4" SAE 6000	6.10.740
	MBDN-500-ABNR	Double acting	500	420	Flanged	1 1/4" SAE 6000	6.10.750

OVERCENTRE VALVE

CBSN-030-PARH

POPPET TYPE

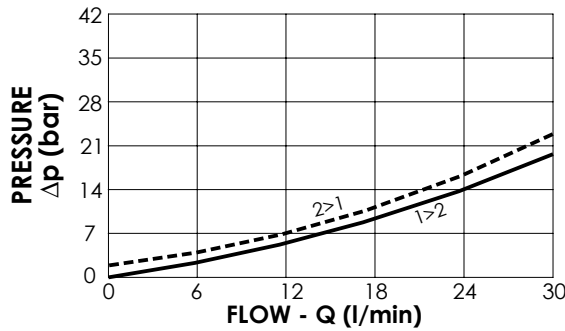
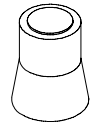


SPECIFICATIONS

Max. operating pressure:	350 bar
Rated flow:	30 l/min
Cavity:	SAE-08-3C
Weight:	0,18 kg

SEALING CAP

Ordering code:
AT000020



NOTES

Setting: at least 1.3 times the load induced pressure

Installation torque: **45 - 50 Nm**

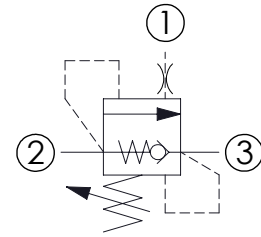
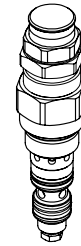
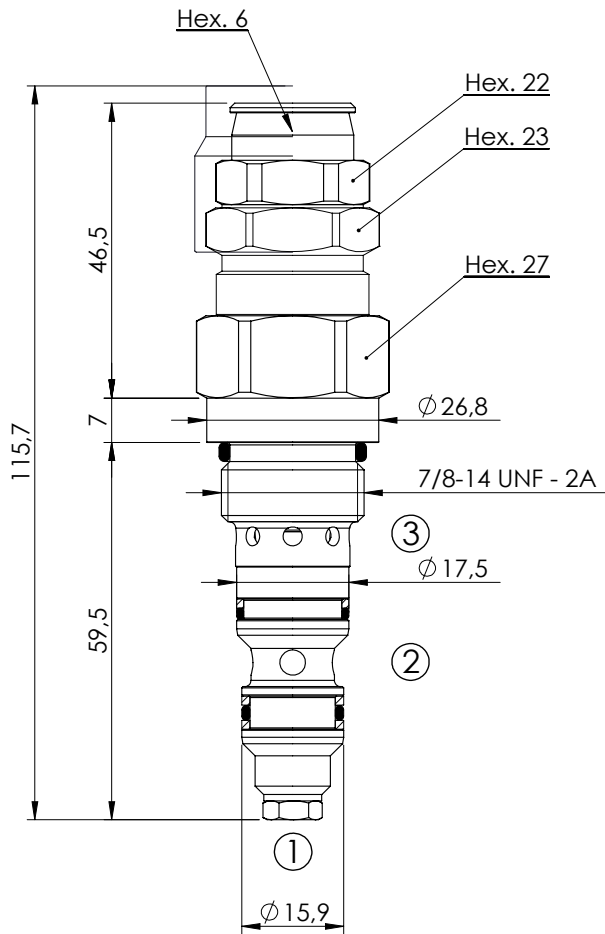
ORDERING CODES

Quick code	Description	Pilot ratio	Standard setting (bar, Q=5 l/min)	Adjust. range (bar)	Pressure increase (bar/turn)
CB000007	CBSN-030-PARH-04-S08-N350	4:1	350	170 - 350	134
CB000023	CBSN-030-PARH-04-S08-N200	4:1	200	70-210	110

OVERCENTRE VALVE

CBSN-040-DCNH

DIFFERENTIAL AREA

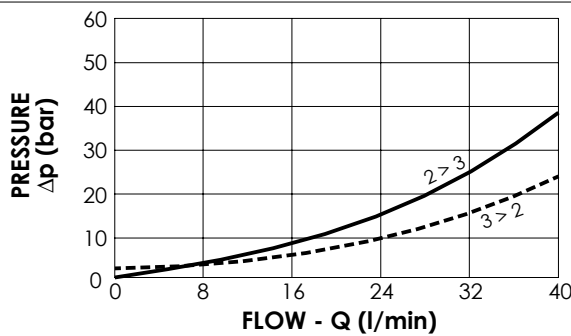
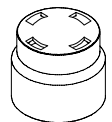


SPECIFICATIONS

Max. operating pressure:	350 bar
Rated flow:	40 l/min
Cavity:	VP000174
Weight:	0,26 kg

SEALING CAP

Ordering code:
PT000258



NOTES

Setting: at least 1.3 times the load induced pressure

Installation torque:

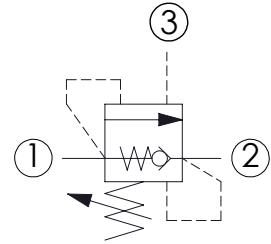
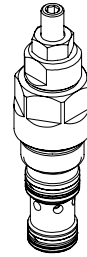
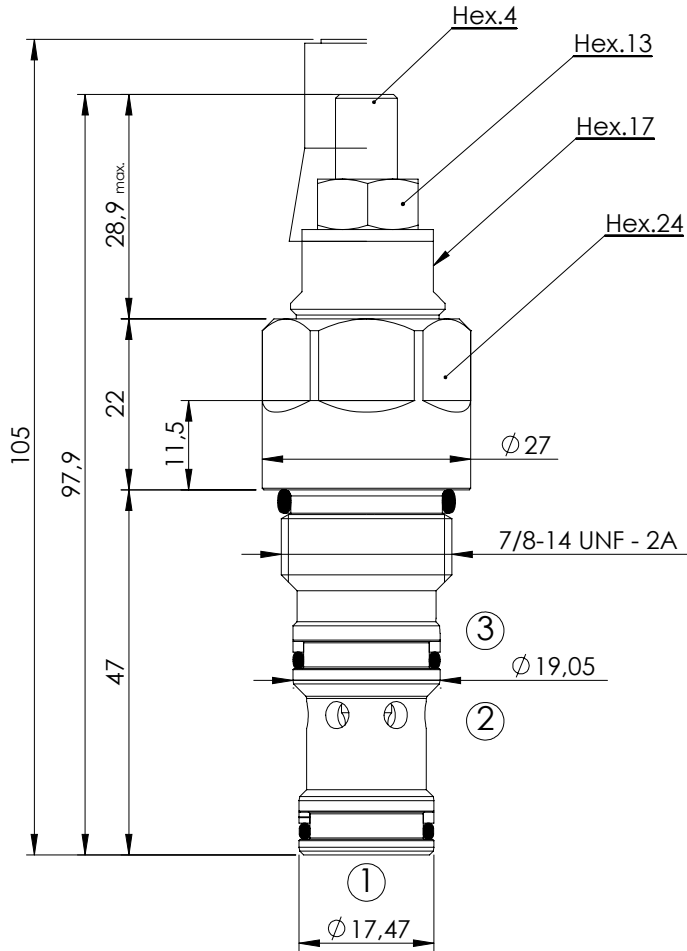
ORDERING CODES

Quick code	Description	Pilot ratio	Standard setting (bar, Q=5 l/min)	Adjust. range (bar)	Pressure increase (bar/turn)
CB000016	CBSN-040-DCNH-04-174-N350	4,1:1	350	100-350	145

OVERCENTRE VALVE

CBSN-060-DARH

POPPET TYPE
DIFFERENTIAL AREA

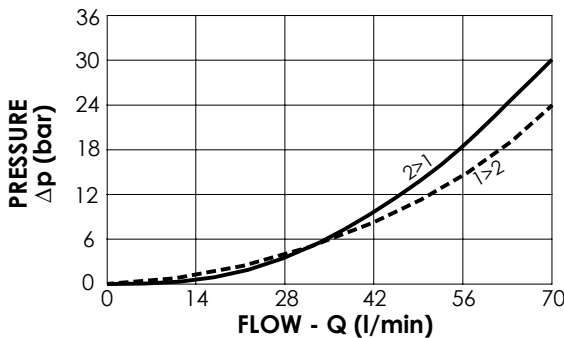
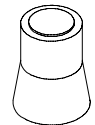


SPECIFICATIONS

Max. operating pressure:	350 bar
Rated flow:	60 l/min
Cavity:	
Weight:	0,2 kg

SEALING CAP

Ordering code:
AT000020



NOTES

Setting: at least 1.3 times the load induced pressure

Installation torque:

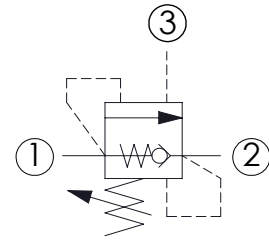
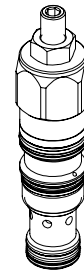
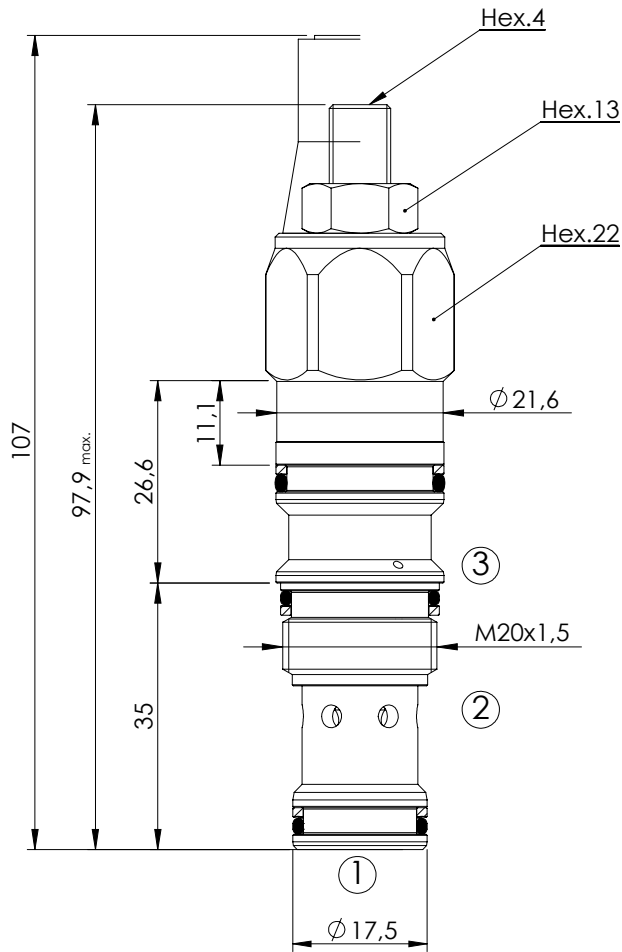
ORDERING CODES

Quick code	Description	Pilot ratio	Standard setting (bar, Q=5 l/min)	Adjust. range (bar)	Pressure increase (bar/turn)
CB000012	CBSN-060-DARH-03-S10-N350	3:1	350	140 - 350	197
CB000033	CBSN-060-DARH-03-S10-N200	3:1	200	70 - 210	147
CB000057	CBSN-060-DARH-08-S10-N350	8:1	350	140 - 350	93
CB000058	CBSN-060-DARH-08-S10-N200	8:1	200	70 - 210	55

OVERCENTRE VALVE

CBSN-060-DSRH

POPPET TYPE
DIFFERENTIAL AREA

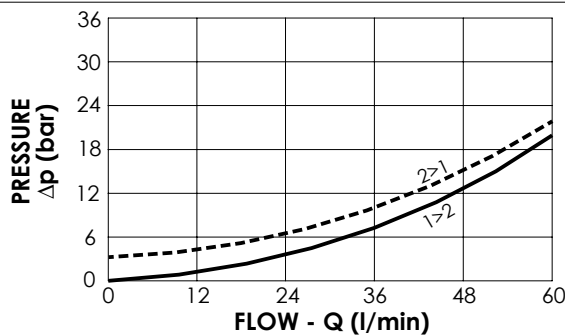
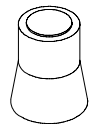


SPECIFICATIONS

Max. operating pressure:	350 bar
Rated flow:	60 l/min
Cavity:	VP000161 (SUN T-11A)
Weight:	0,18 kg

SEALING CAP

Ordering code:
AT000020



NOTES

- Setting: at least 1.3 times the load induced pressure
- Installation torque: 40 - 50 Nm
- Turn anticlockwise to increase the setting

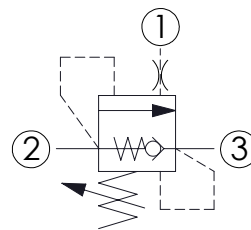
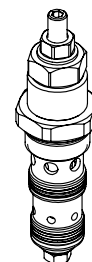
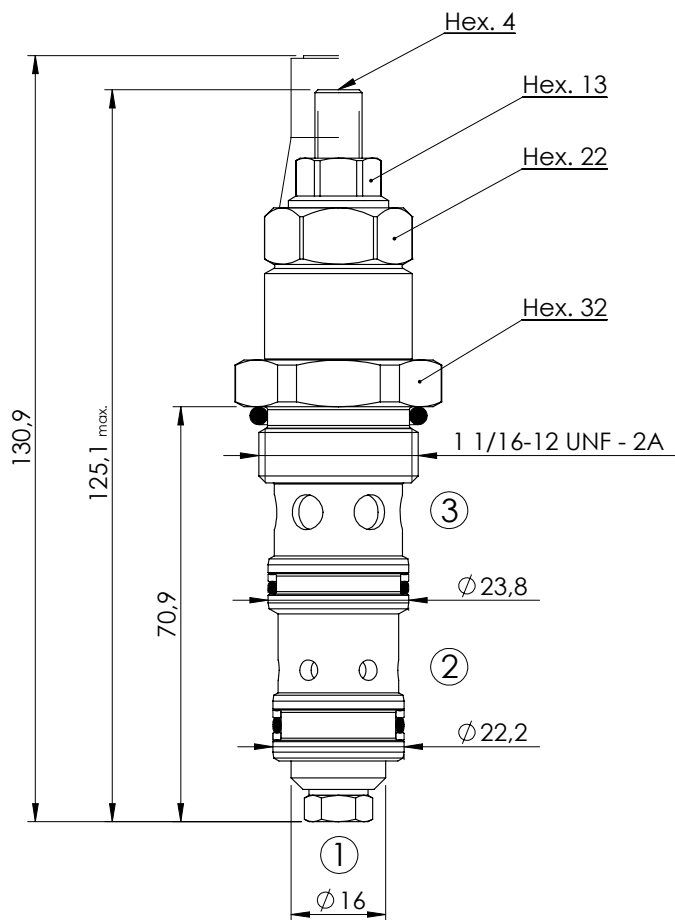
ORDERING CODES

Quick code	Description	Pilot ratio	Standard setting (bar, Q=5 l/min)	Adjust. range (bar)	Pressure increase (bar/turn)
CB000024	CBSN-060-DSRH-03-161-N350	3:1	350	140 - 350	197
CB000034	CBSN-060-DSRH-03-161-N200	3:1	200	70 - 210	147
CB000072	CBSN-060-DSRH-08-161-N350	8:1	350	140 - 350	93
CB000073	CBSN-060-DSRH-08-161-N200	8:1	200	70 - 210	55

OVERCENTRE VALVE

CBSN-060-DCNH

DIFFERENTIAL AREA

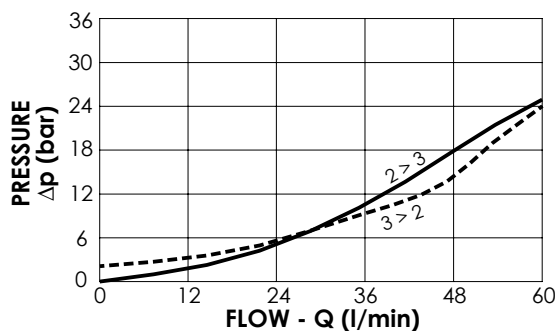


SPECIFICATIONS

Max. operating pressure:	350 bar
Rated flow:	60 l/min
Cavity:	VP000121
Weight:	0,31 kg

SEALING CAP

Ordering code:
AT000020



NOTES

Setting: at least 1.3 times the load induced pressure

Installation torque:

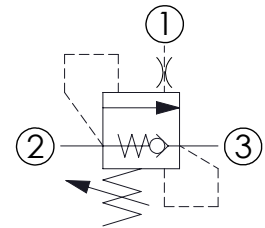
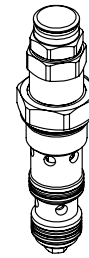
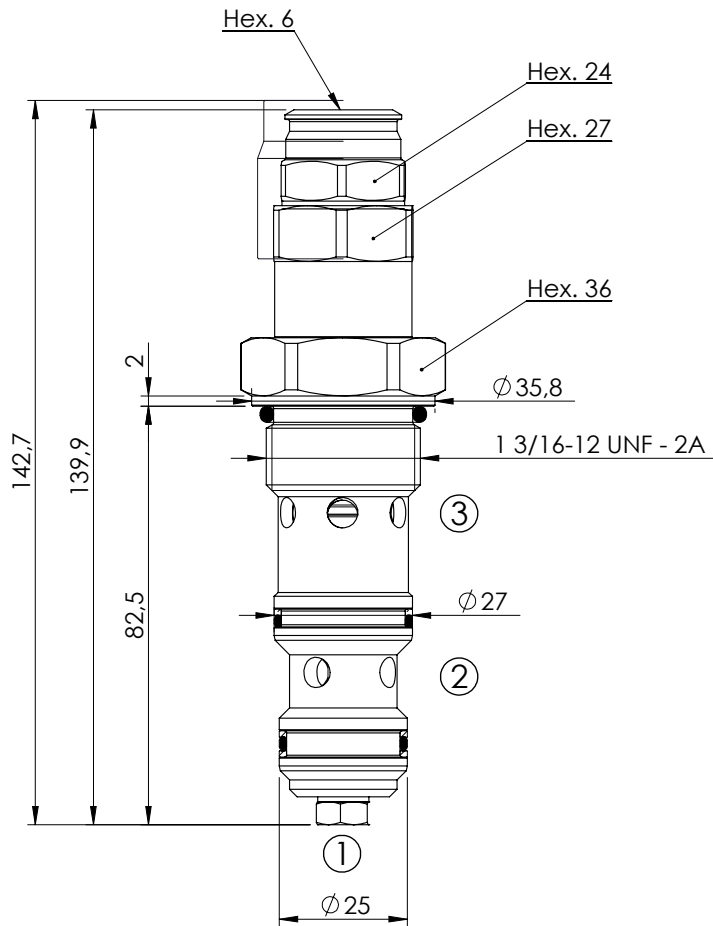
ORDERING CODES

Quick code	Description	Pilot ratio	Standard setting (bar, Q=5 l/min)	Adjust. range (bar)	Pressure increase (bar/turn)
CB000002	CBSN-060-DCNH-04-121-N350	4,2:1	350	100-350	139
CB000003	CBSN-060-DCNH-04-121-N200	4,2:1	200	60-210	62

OVERCENTRE VALVE

CBSN-100-DCNH

DIFFERENTIAL AREA

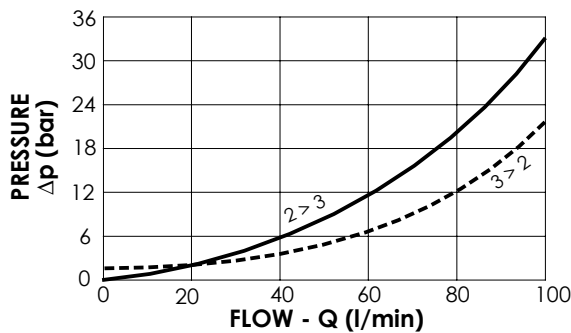
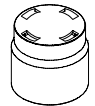


SPECIFICATIONS

Max. operating pressure:	350 bar
Rated flow:	100 l/min
Cavity:	VP000120
Weight:	0,52 kg

SEALING CAP

Ordering code:
PT000243



NOTES

Setting: at least 1.3 times the load induced pressure

Installation torque:

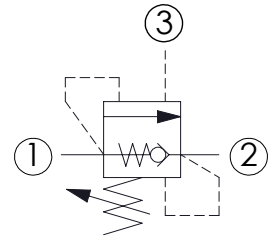
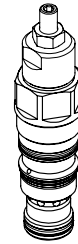
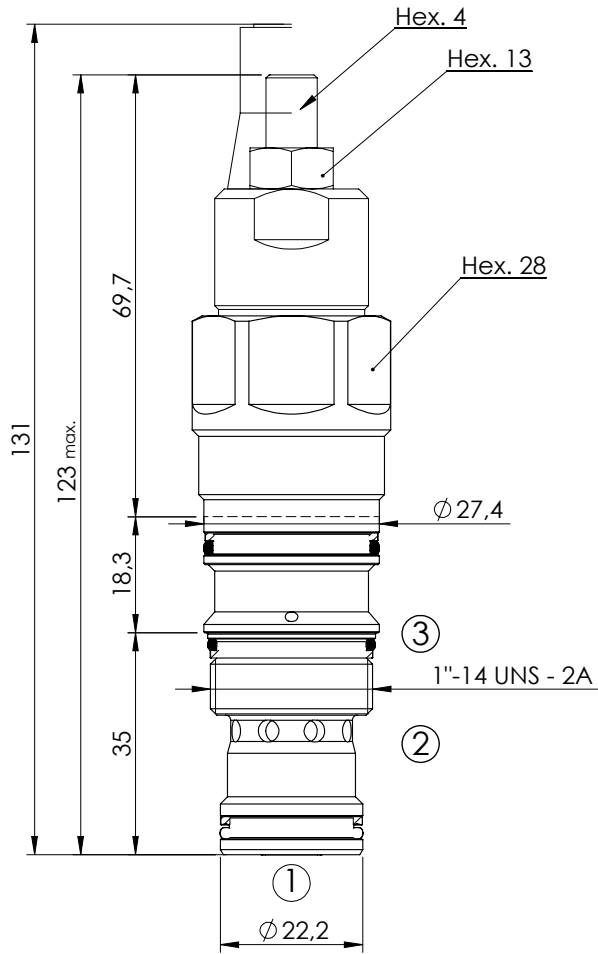
ORDERING CODES

Quick code	Description	Pilot ratio	Standard setting (bar, Q=5 l/min)	Adjust. range (bar)	Pressure increase (bar/turn)
CB000015	CBSN-100-DCNH-04-120-N350	3,8:1	350	100-350	118
CB000113	CBSN-100-DCNH-04-120-N200	3,8:1	200	60-210	68
CB000094	CBSN-100-DCNH-08-120-N350	8:1	350	100-350	132
CB000114	CBSN-100-DCNH-08-120-N200	8:1	200	60-210	58

OVERCENTRE VALVE

CBSN-120-DSRH

POPPET TYPE
DIFFERENTIAL AREA

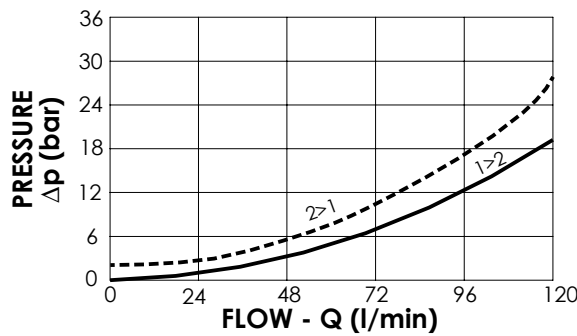
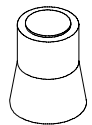


SPECIFICATIONS

Max. operating pressure:	350 bar
Rated flow:	120 l/min
Cavity:	VP000165 (SUN T-2A)
Weight:	0,36 kg

SEALING CAP

Ordering code:
AT000020



NOTES

Setting: at least 1.3 times the load induced pressure

Installation torque:

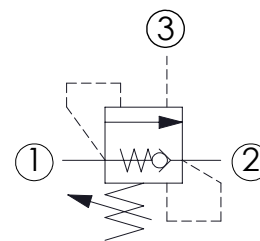
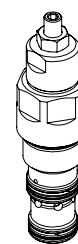
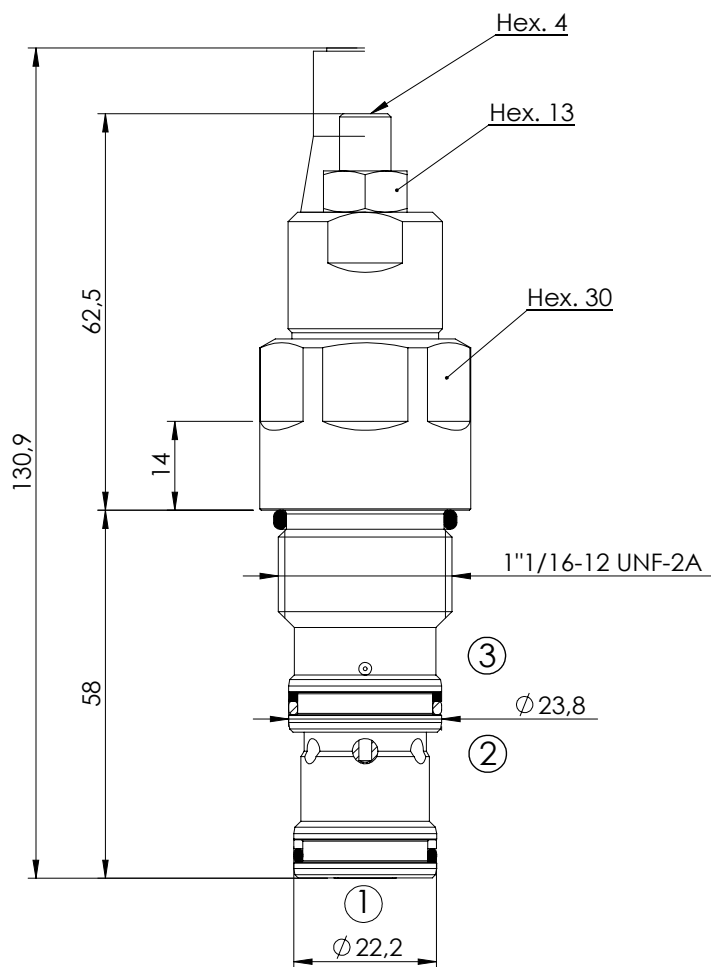
ORDERING CODES

Quick code	Description	Pilot ratio	Standard setting (bar, Q=5 l/min)	Adjust. range (bar)	Pressure increase (bar/turn)
CB000029	CBSN-120-DSRH-04-165-N350	4:1	350	140 - 350	174
CB000035	CBSN-120-DSRH-04-165-N200	4:1	200	70 - 210	58
CB000085	CBSN-120-DSRH-08-165-N350	8:1	350	140 - 350	72
CB000093	CBSN-120-DSRH-08-165-N200	8:1	200	70 - 210	44

OVERCENTRE VALVE

CBSN-120-DAGH

DIFFERENTIAL AREA
POPPET TYPE

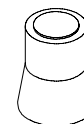


SPECIFICATIONS

Max. operating pressure:	350 bar
Rated flow:	120 l/min
Cavity:	SAE-12-3C
Weight:	0,38 kg

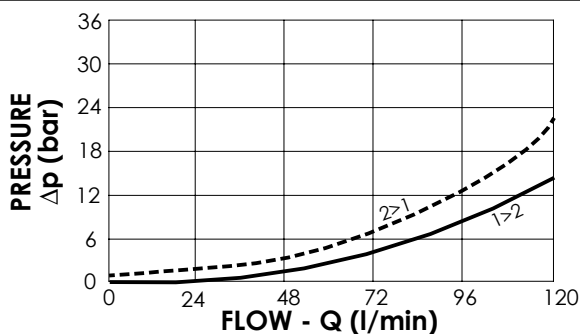
SEALING CAP

Ordering code:
AT000020



NOTES

- Setting: at least 1.3 times the load induced pressure
- Installation torque: 80 - 95 Nm
- Seal kit: RA700088
- Turn clockwise to increase the setting



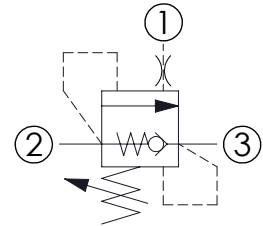
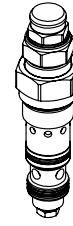
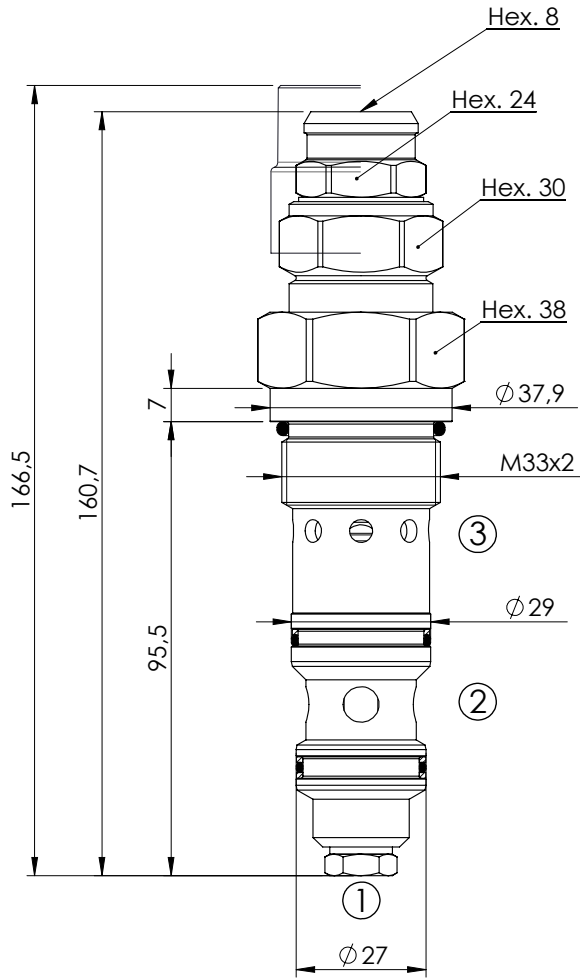
ORDERING CODES

Quick code	Description	Pilot ratio	Standard setting (bar, Q=5 l/min)	Adjust. range (bar)	Pressure increase (bar/turn)
CB000045	CBSN-120-DARH-04-S12-N350	4:1	350	140 - 350	174
		4:1	200	70 - 210	58
		8:1	350	140 - 350	72
		8:1	200	70 - 210	44

OVERCENTRE VALVE

CBSN-150-DCNH

DIFFERENTIAL AREA

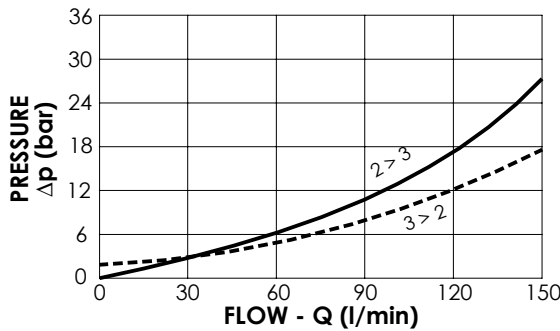
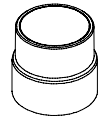


SPECIFICATIONS

Max. operating pressure:	350 bar
Rated flow:	150 l/min
Cavity:	VP000128
Weight:	0,7 kg

SEALING CAP

Ordering code:
ST000012



NOTES

Setting: at least 1.3 times the load induced pressure

Installation torque:

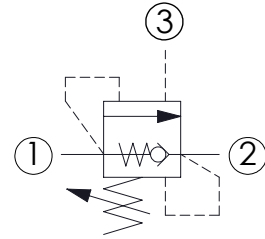
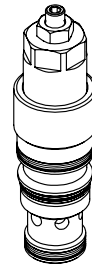
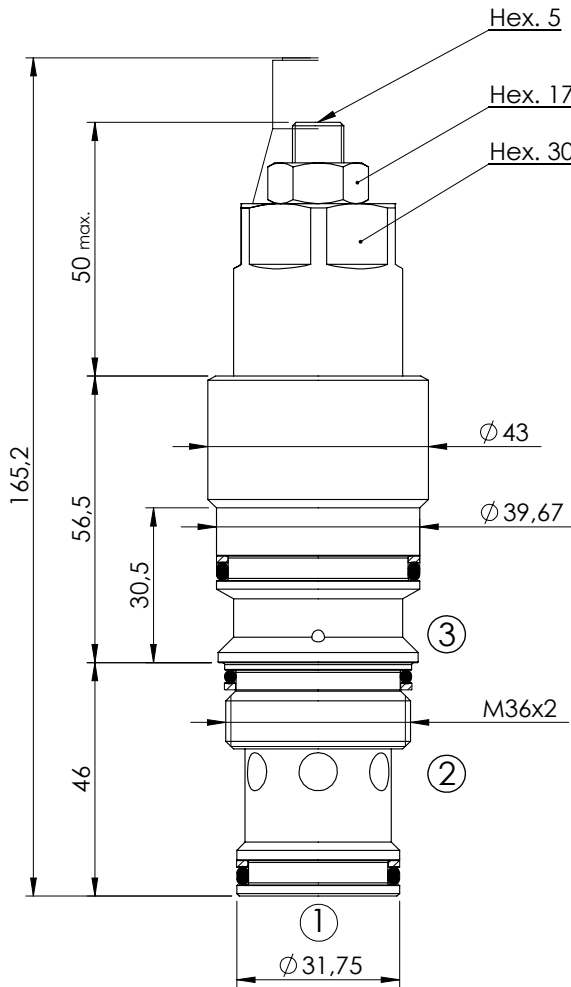
ORDERING CODES

Quick code	Description	Pilot ratio	Standard setting (bar, Q=5 l/min)	Adjust. range (bar)	Pressure increase (bar/turn)
CB000004	CBSN-150-DCNH-04-128-N350	4:1	350	100-350	103
CB000043	CBSN-150-DCNH-08-128-N350	8:1	350	100-350	82

OVERCENTRE VALVE

CBSN-240-DSGH

POPPET TYPE
DIFFERENTIAL AREA

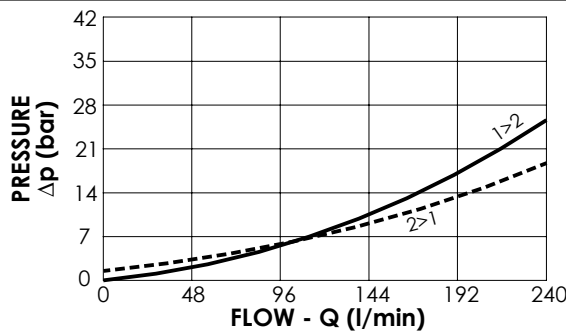
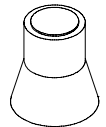


SPECIFICATIONS

Max. operating pressure:	350 bar
Rated flow:	240 l/min
Cavity:	VP000166 (SUN T-17A)
Weight:	0,73 kg

SEALING CAP

Ordering code:
AT000022



NOTES

Setting: at least 1.3 times the load induced pressure

Installation torque:

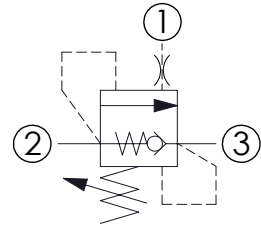
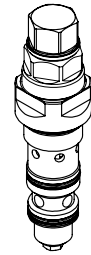
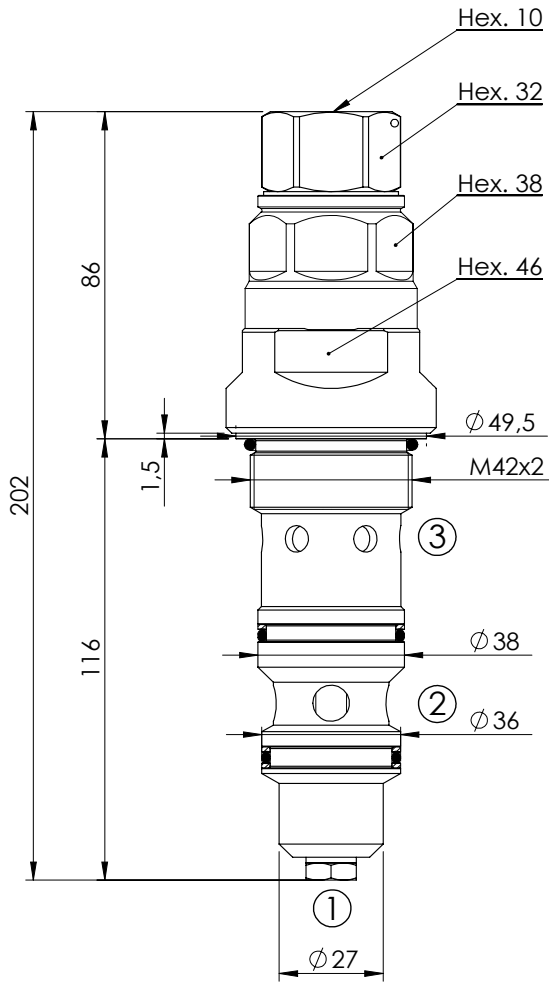
ORDERING CODES

Quick code	Description	Pilot ratio	Standard setting (bar, Q=5 l/min)	Adjust. range (bar)	Pressure increase (bar/turn)
CB000028	CBSN-240-DSGH-04-166-N350	4:1	350	140-350	114

OVERCENTRE VALVE

CBSN-300-DCNH

DIFFERENTIAL AREA



SPECIFICATIONS

Max. operating pressure:	350 bar
Rated flow:	300 l/min
Cavity:	VP000127
Weight:	1,5 kg

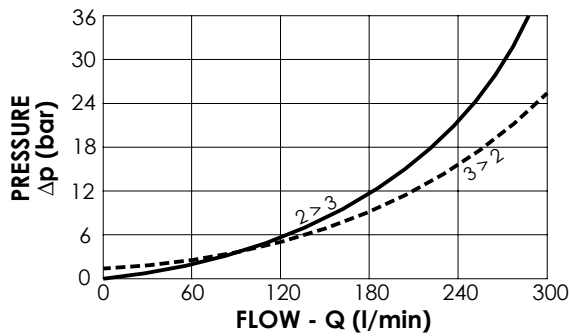
SEALING CAP

Ordering code:

NOTES

Setting: at least 1.3 times the load induced pressure

Installation torque:



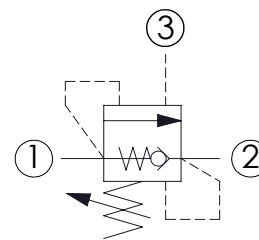
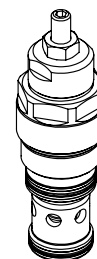
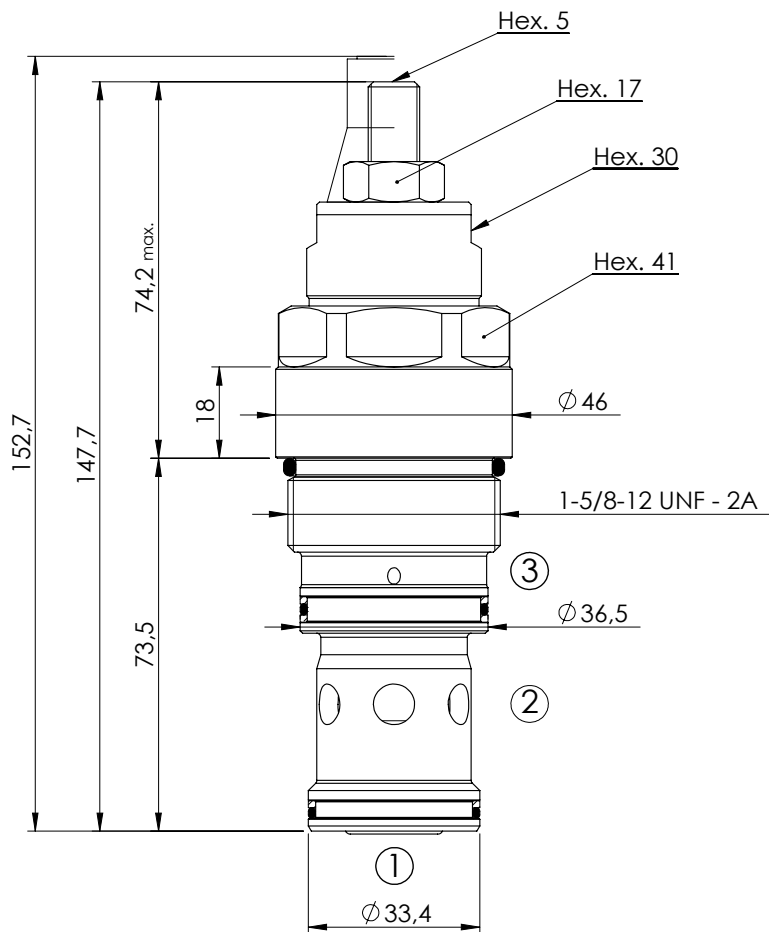
ORDERING CODES

Quick code	Description	Pilot ratio	Standard setting (bar, Q=5 l/min)	Adjust. range (bar)	Pressure increase (bar/turn)
CB000005	CBSN-300-DCNH-04-127-N350	4:1	350	100-350	75

OVERCENTRE VALVE

CBSN-320-DARH

DIFFERENTIAL AREA
POPPET TYPE

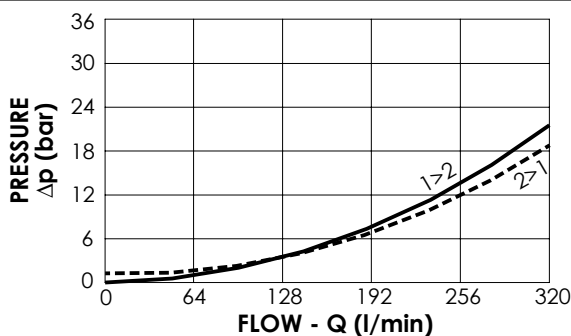
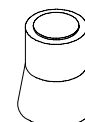


SPECIFICATIONS

Max. operating pressure:	350 bar
Rated flow:	320 l/min
Cavity:	SAE-20-3C
Weight:	0,87 kg

SEALING CAP

Ordering code:
AT000021



NOTES

Setting: at least 1.3 times the load induced pressure

Installation torque:

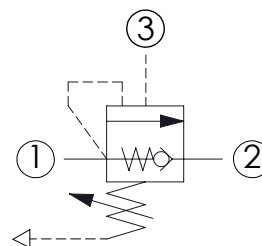
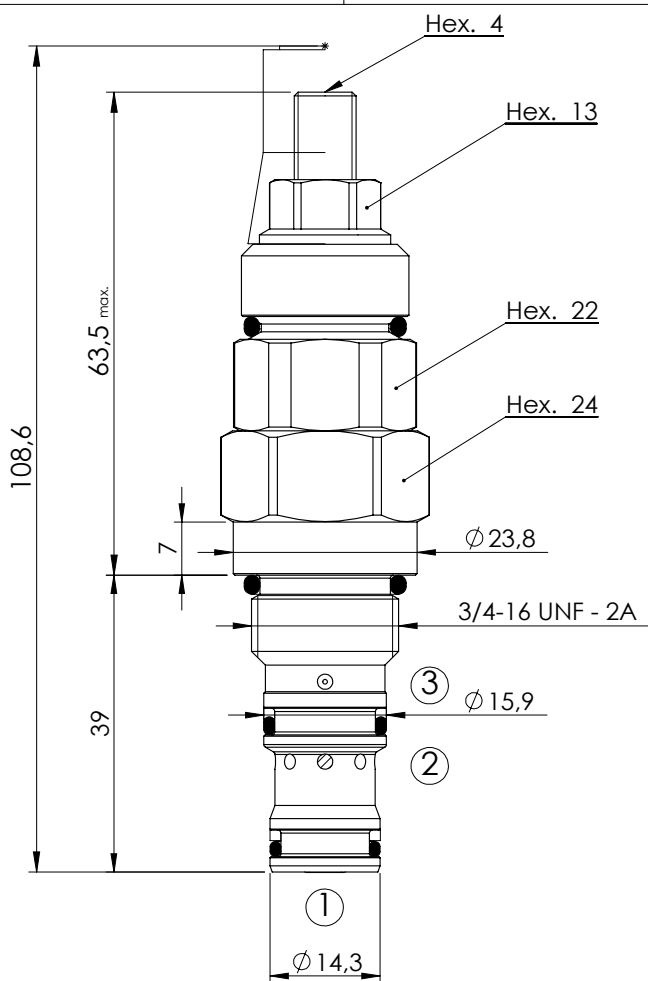
ORDERING CODES

Quick code	Description	Pilot ratio	Standard setting (bar, Q=5 l/min)	Adjust. range (bar)	Pressure increase (bar/turn)
CB000025	CBSN-320-DARH-04-S20-N350	4:1	350	140 - 350	120
CB000026	CBSN-320-DARH-04-S20-N200	4:1	200	70-210	47
CB000027	CBSN-320-DARH-08-S20-N350	8:1	350	140 - 350	87

OVERCENTRE VALVE

CBST-030-PARH

POPPET TYPE
FULLY COMPENSATED

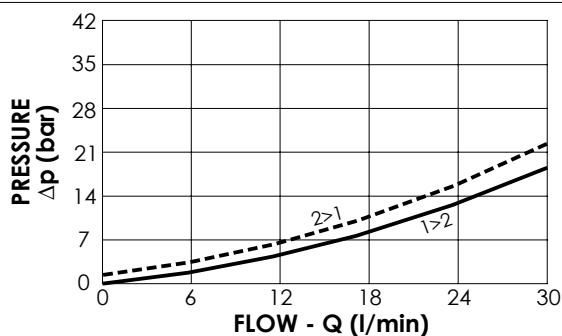
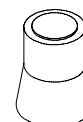


SPECIFICATIONS

Max. operating pressure:	350 bar
Rated flow:	30 l/min
Cavity:	SAE-08-3C
Weight:	0,19 kg

SEALING CAP

Ordering code:
AT000020



NOTES

Setting: at least 1.3 times the load induced pressure

Installation torque:

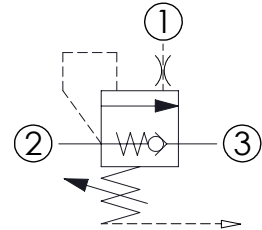
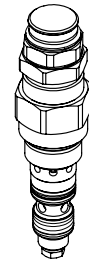
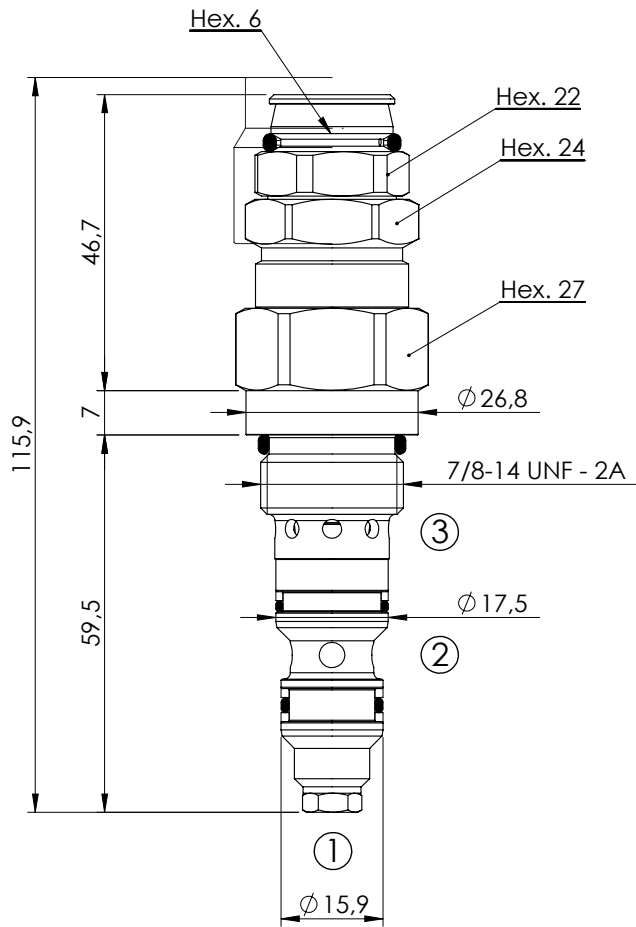
ORDERING CODES

Quick code	Description	Pilot ratio	Standard setting (bar, Q=5 l/min)	Adjust. range (bar)	Pressure increase (bar/turn)
CB000011	CBST-030-PARH-04-S08-N350	4:1	350	170 - 350	134
CB000070	CBST-030-PARH-04-S08-N200	4:1	200	70-210	95

OVERCENTRE VALVE

CBST-040-DCNH

FULLY COMPENSATED

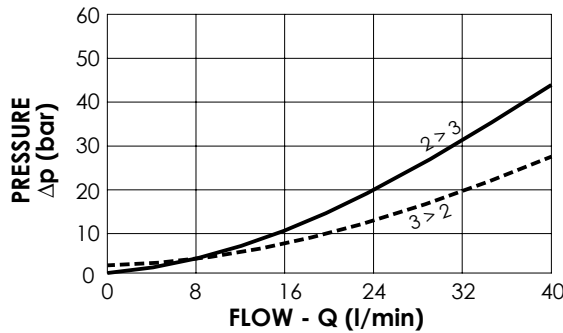
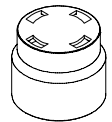


SPECIFICATIONS

Max. operating pressure:	350 bar
Rated flow:	40 l/min
Cavity:	VP000174
Weight:	0,26 kg

SEALING CAP

Ordering code:
PT000258



NOTES

Setting: at least 1.3 times the load induced pressure

Installation torque:

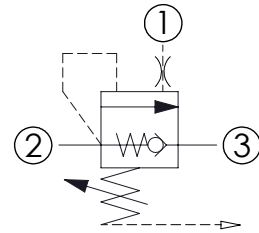
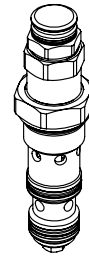
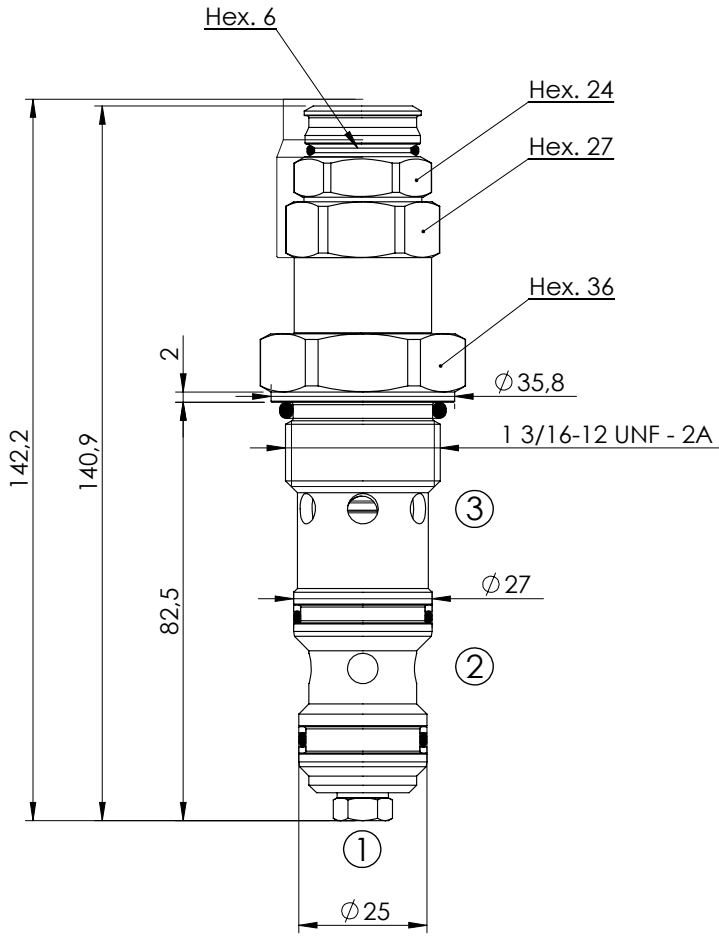
ORDERING CODES

Quick code	Description	Pilot ratio	Standard setting (bar, Q=5 l/min)	Adjust. range (bar)	Pressure increase (bar/turn)
CB000008	CBST-040-DCNH-04-174-N350	4,1:1	350	100-350	144
CB000051	CBST-040-DCNH-04-174-N200	4,1:1	200	60-210	66

OVERCENTRE VALVE

CBST-100-DCNH

FULLY COMPENSATED

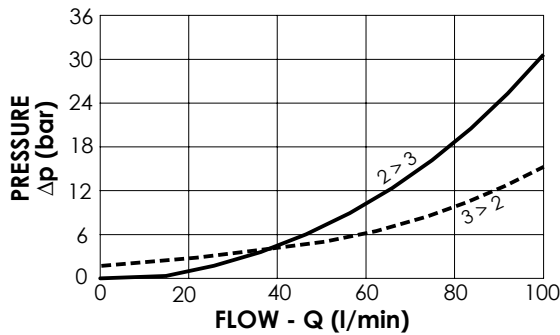
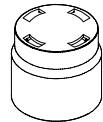


SPECIFICATIONS

Max. operating pressure:	350 bar
Rated flow:	100 l/min
Cavity:	VP000120
Weight:	0,51 kg

SEALING CAP

Ordering code:
PT000243



NOTES

Setting: at least 1.3 times the load induced pressure

Installation torque:

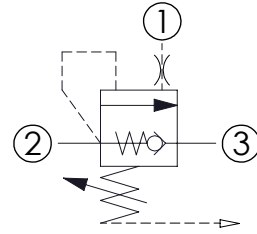
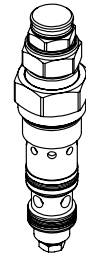
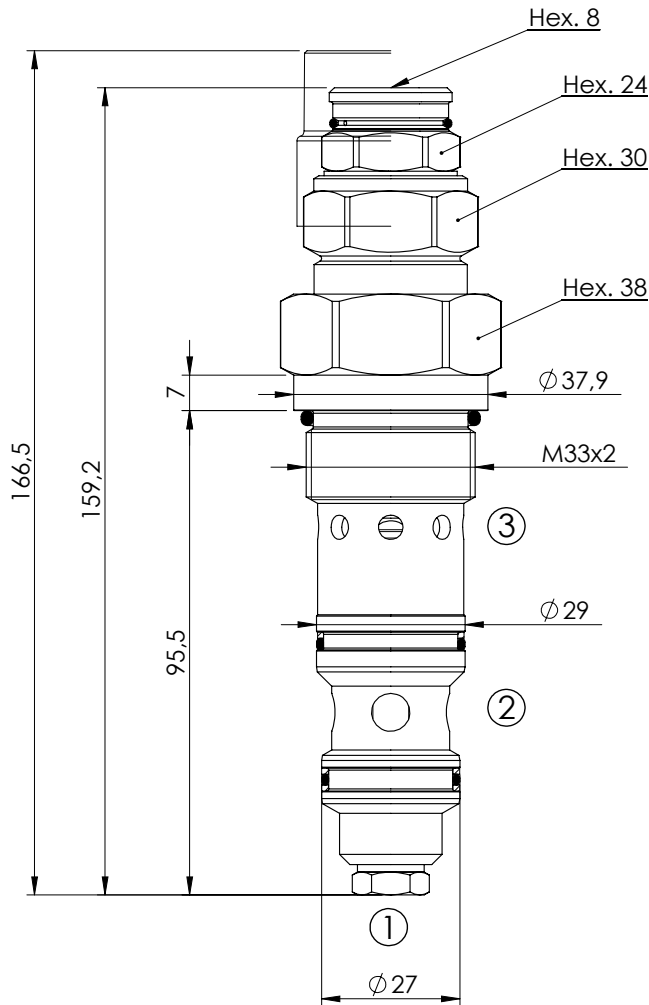
ORDERING CODES

Quick code	Description	Pilot ratio	Standard setting (bar, Q=5 l/min)	Adjust. range (bar)	Pressure increase (bar/turn)
CB000001	CBST-100-DCNH-04-120-N350	3,8:1	350	100-350	118
CB000102	CBST-100-DCNH-08-120-N350	8:1	350	100-350	205

OVERCENTRE VALVE

CBST-150-DCNH

FULLY COMPENSATED

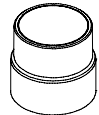


SPECIFICATIONS

Max. operating pressure:	350 bar
Rated flow:	150 l/min
Cavity:	VP000128
Weight:	0,7 kg

SEALING CAP

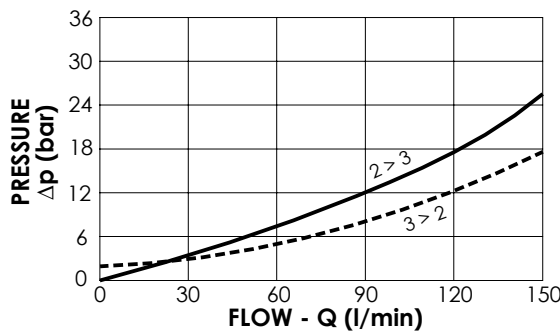
Ordering code:
ST000012



NOTES

Setting: at least 1.3 times the load induced pressure

Installation torque:



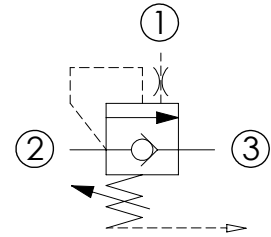
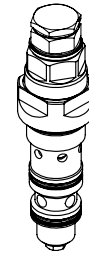
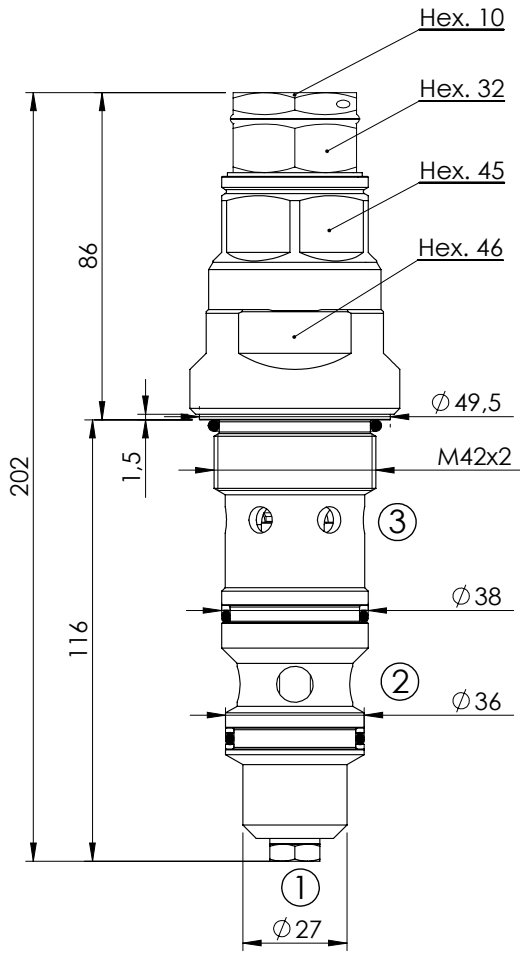
ORDERING CODES

Quick code	Description	Pilot ratio	Standard setting (bar, Q=5 l/min)	Adjust. range (bar)	Pressure increase (bar/turn)
CB000014	CBST-150-DCNH-04-128-N350	4:1	350	100-350	103
CB000022	CBST-150-DCNH-08-128-N350	8:1	350	100-350	100

OVERCENTRE VALVE

CBST-300-DCNH

FULLY COMPENSATED



SPECIFICATIONS

Max. operating pressure:	350 bar
Rated flow:	300 l/min
Cavity:	VP000127
Weight:	1,49 kg

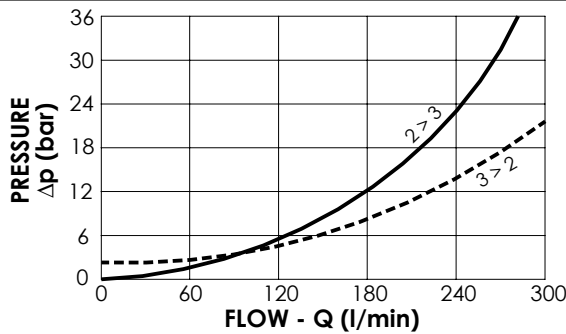
SEALING CAP

Ordering code:

NOTES

Setting: at least 1.3 times the load induced pressure

Installation torque: 246 - 272 Nm



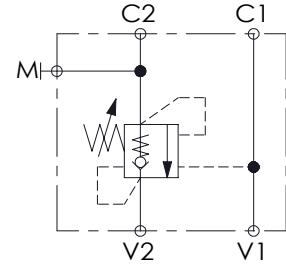
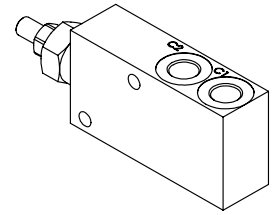
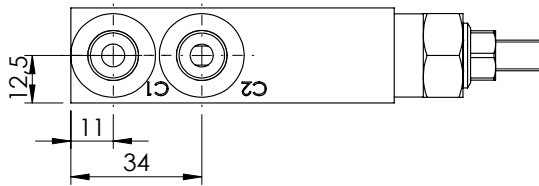
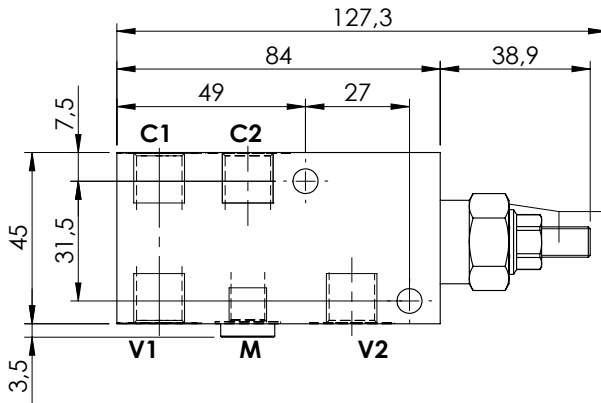
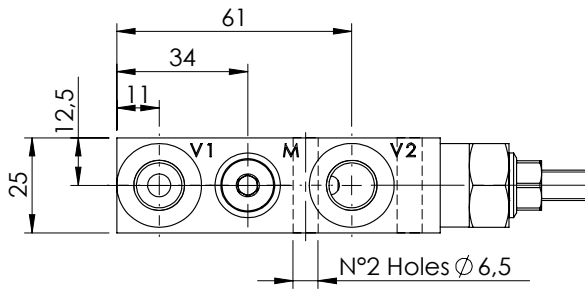
ORDERING CODES

Quick code	Description	Pilot ratio	Standard setting (bar, Q=5 l/min)	Adjust. range (bar)	Pressure increase (bar/turn)
CB000017	CBST-300-DCNH-06-127-N350	6:1	350	100-350	62
CB000013	CBST-300-DCNH-04-127-N350	4:1	350	100-350	75

OVERCENTRE VALVE

MBSN-040-ALNP

SINGLE ACTING

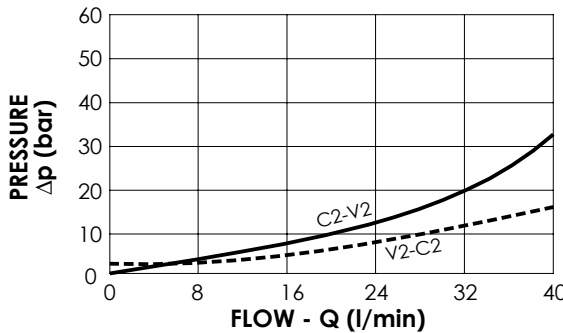
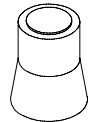


SPECIFICATIONS

Max. operating pressure:	350 bar
Rated flow:	40 l/min
Manifold:	Steel
Weight:	0,71 kg

SEALING CAP

Ordering code:
AT000020



NOTES

Setting: at least 1.3 times the load induced pressure

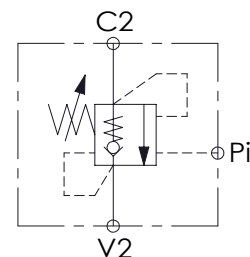
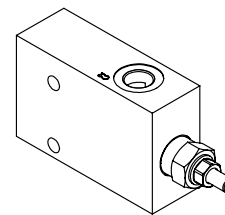
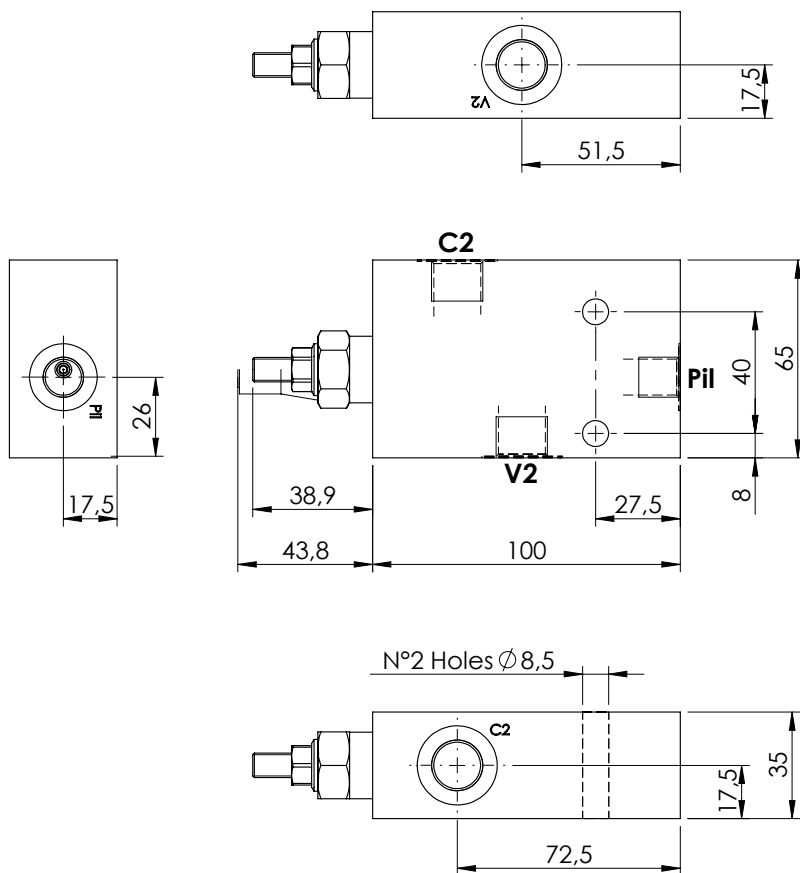
ORDERING CODES

Quick code	Description	Pilot ratio	Main ports size	Standard setting (bar, Q=5 l/min)	Adjust. range (bar)	Pressure increase (bar/turn)
MB000074	MBSN-040-ALNP-04-G14-N350	4,1:1	V1,V2: G1/4" M: G1/8" C1,C2: G1/4"	350	100-350	184
MB000604	MBSN-040-ALNP-04-G14-N200	4,1:1	V1,V2: G1/4" M: G1/8" C1,C2: G1/4"	200	60-210	83

OVERCENTRE VALVE

MBSN-040-ZLNA

SINGLE ACTING
IN LINE PORTS

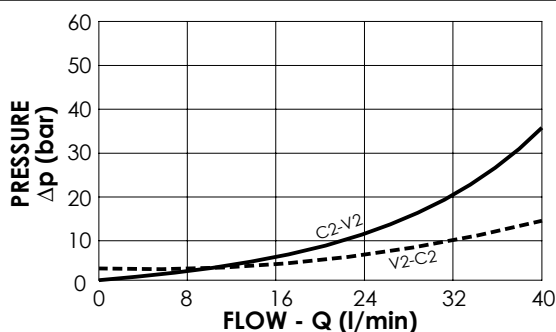
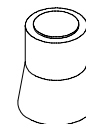


SPECIFICATIONS

Max. operating pressure:	350 bar
Rated flow:	40 l/min
Manifold:	Aluminium
Weight:	0,64 kg

SEALING CAP

Ordering code:
AT000020



NOTES

Setting: at least 1.3 times the load induced pressure

ORDERING CODES

Quick code	Description	Pilot ratio	Main ports size	Standard setting (bar, Q=5 l/min)	Adjust. range (bar)	Pressure increase (bar/turn)
MB000564	MBSN-040-ZLNA-04-G38-N350	4,1:1	C2,V2: G 3/8" Pil: G 1/4"	350	100-350	184
MB000565	MBSN-040-ZLNA-04-G38-N200	4,1:1	C2,V2: G 3/8" Pil: G 1/4"	200	60-210	83
MB000566	MBSN-040-ZLNA-07-G38-N350	7,5:1	C2,V2: G 3/8" Pil: G 1/4"	350	100-350	138
MB000567	MBSN-040-ZLNA-07-G38-N200	7,5:1	C2,V2: G 3/8" Pil: G 1/4"	200	60-210	83

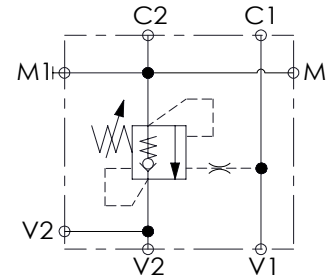
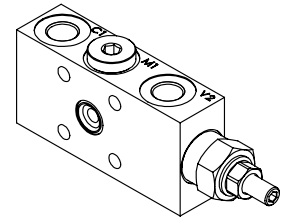
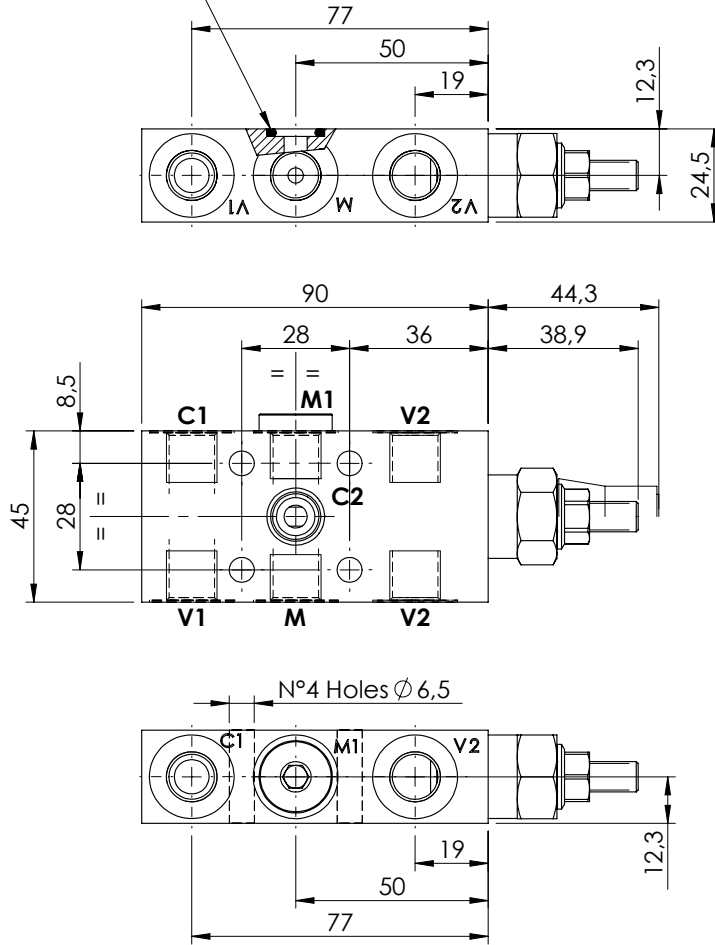
OVERCENTRE VALVE

MBSN-040-AANP

SINGLE ACTING
ONE FLANGED PORT



O-Ring 9,93 x 2,62 - N70

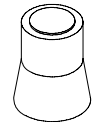


SPECIFICATIONS

Max. operating pressure:	350 bar
Rated flow:	40 l/min
Manifold:	Steel
Weight:	0,71 kg

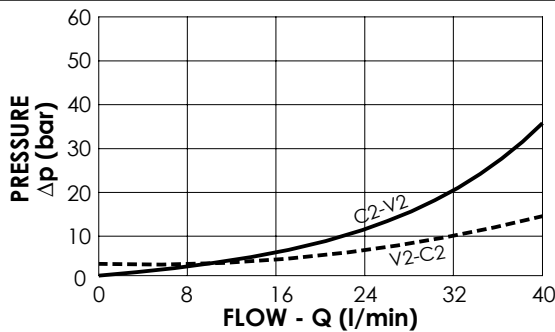
SEALING CAP

Ordering code:
AT000020



NOTES

Setting: at least 1.3 times the load induced pressure



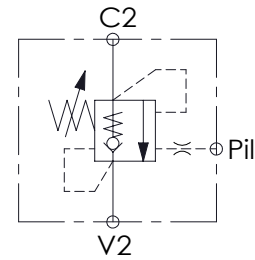
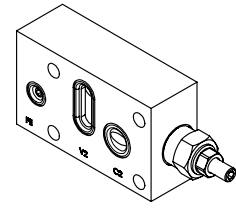
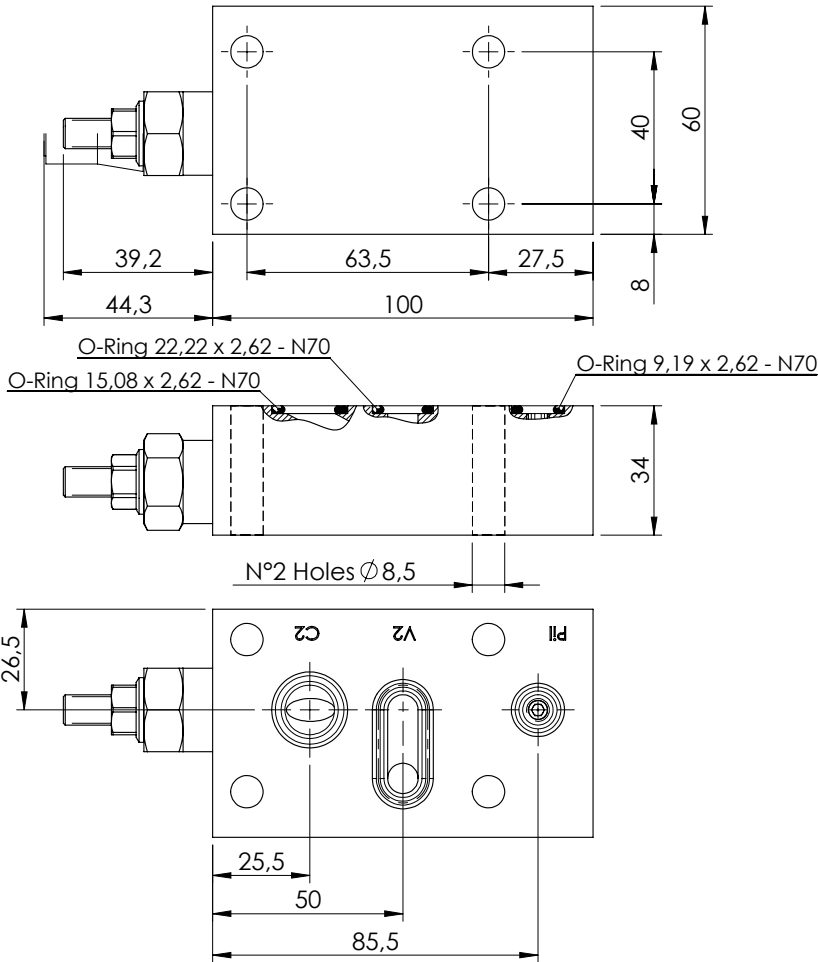
ORDERING CODES

Quick code	Description	Pilot ratio	Main ports size	Standard setting (bar, Q=5 l/min)	Adjust. range (bar)	Pressure increase (bar/turn)
MB000105	MBSN-040-AANP-04-G14-N350	4,1:1	V1, V2, M, M1: G1/4" C1: G1/4" C2: Ø6	350	100-350	184

OVERCENTRE VALVE

MBSN-040-ZDNA

SINGLE ACTING
ALL FLANGED PORTS

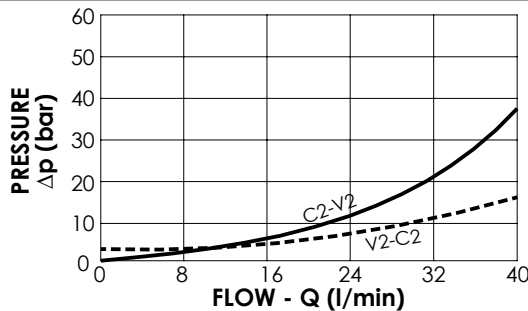
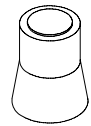


SPECIFICATIONS

Max. operating pressure:	350 bar
Rated flow:	40 l/min
Weight:	0.9 kg

SEALING CAP

Ordering code:
AT000020



NOTES

Setting: at least 1.3 times the load induced pressure

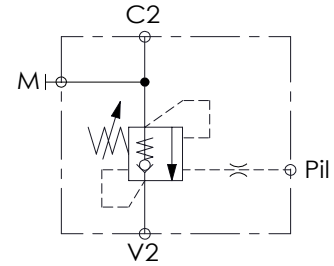
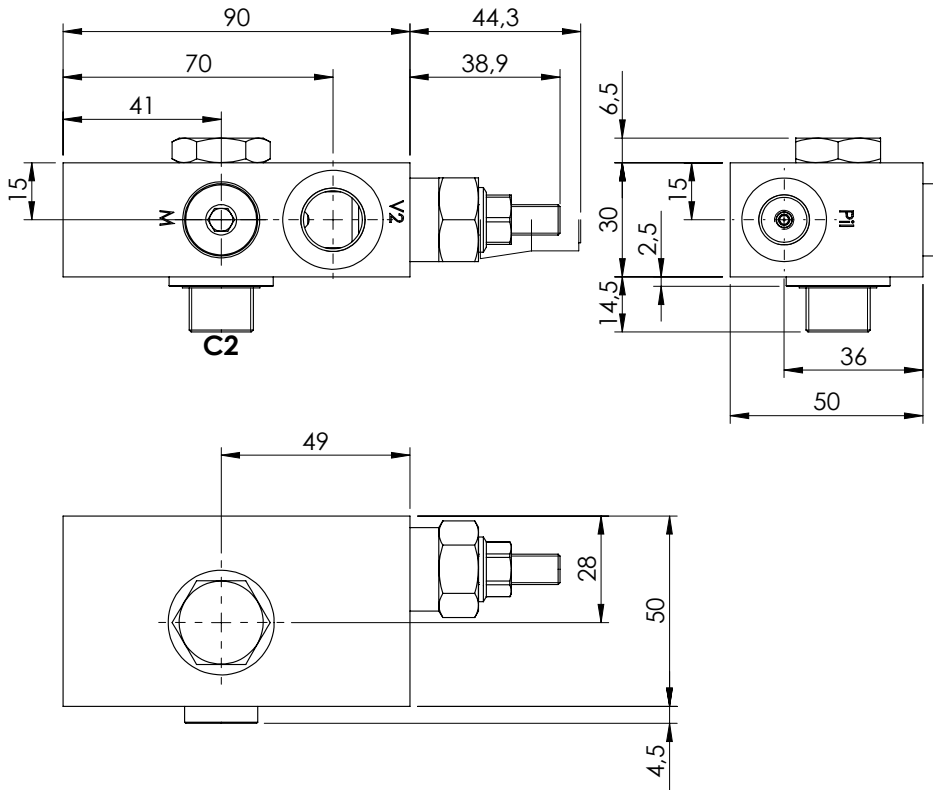
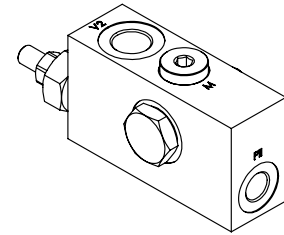
ORDERING CODES

Quick code	Description	Pilot ratio	Manifold material	Main ports size	Standard setting (bar, Q=5 l/min)	Adjust. range (bar)	Pressure increase (bar/turn)
MB000525	MBSN-040-ZDNA-04-PTF-N350	4,1:1	Aluminium	C2,V2: $\varnothing 8$ Pil: $\varnothing 5$	350	100-350	184
MB000526	MBSN-040-ZDNA-04-PTF-N200	4,1:1	Aluminium	C2,V2: $\varnothing 8$ Pil: $\varnothing 5$	200	60-210	83

OVERCENTRE VALVE

MBSN-040-APNR

SINGLE ACTING
BANJO MOUNTING

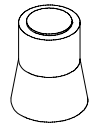


SPECIFICATIONS

Max. operating pressure:	350 bar
Rated flow:	40 l/min
Manifold:	Steel
Weight:	1,07 kg

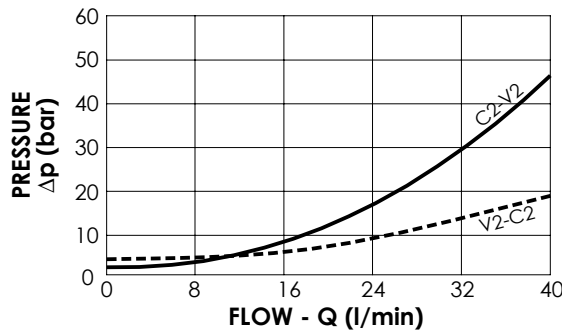
SEALING CAP

Ordering code:
AT000020



NOTES

Setting: at least 1.3 times the load induced pressure



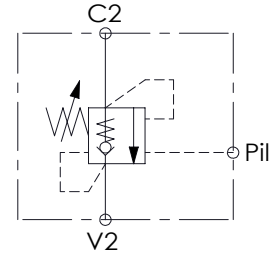
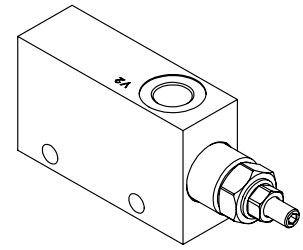
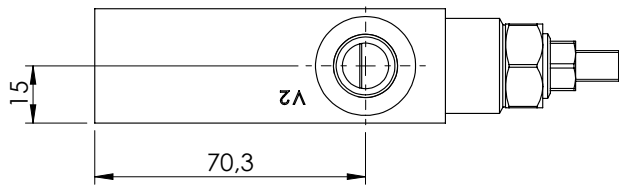
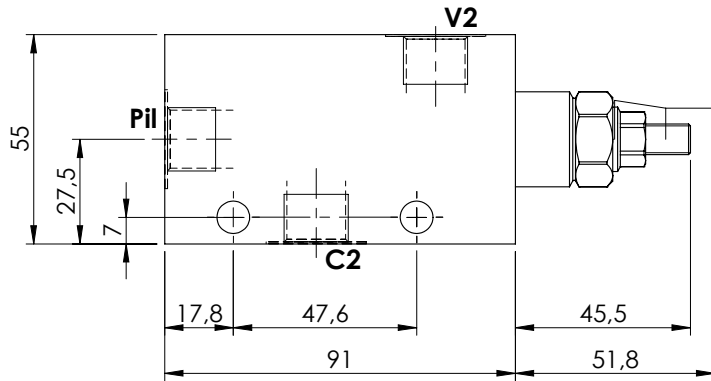
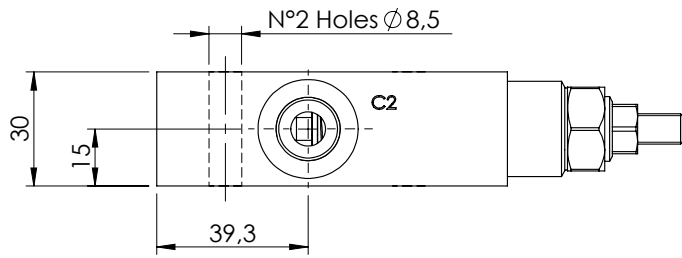
ORDERING CODES

Quick code	Description	Pilot ratio	Main ports size	Standard setting (bar, Q=5 l/min)	Adjust. range (bar)	Pressure increase (bar/turn)
MB000469	MBSN-040-APNR-04-G38-N350	4,1:1	C2,V2: G3/8" M,Pil: G1/4"	350	100-350	184
MB000578	MBSN-040-APNR-04-G38-N200	4,1:1	C2,V2: G3/8" M,Pil: G1/4"	200	60-210	83
MB000840	MBSN-040-APNR-07-G38-N350	7,5:1	C2,V2: G3/8" M,Pil: G1/4"	350	100-350	138

OVERCENTRE VALVE

MBSN-060-ALNR

SINGLE ACTING

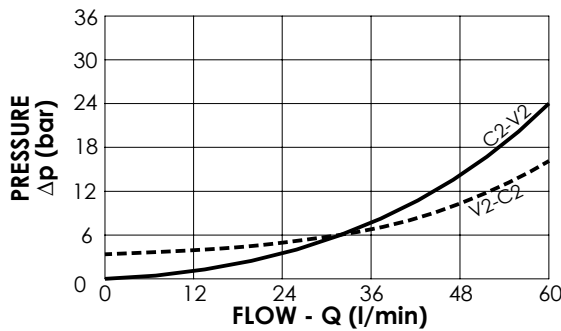
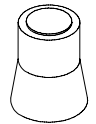


SPECIFICATIONS

Max. operating pressure:	350 bar
Rated flow:	60 l/min
Manifold:	Steel
Weight:	1,11 kg

SEALING CAP

Ordering code:
AT000020



NOTES

Setting: at least 1.3 times the load induced pressure

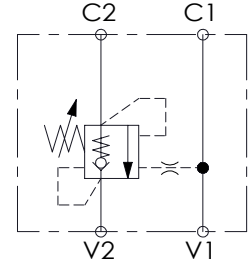
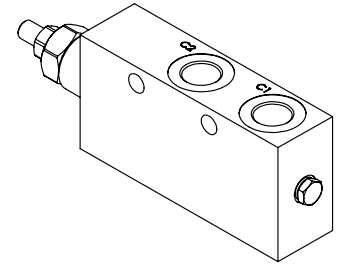
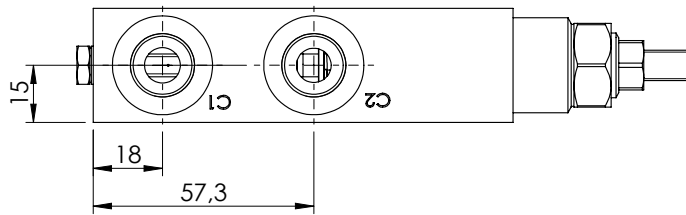
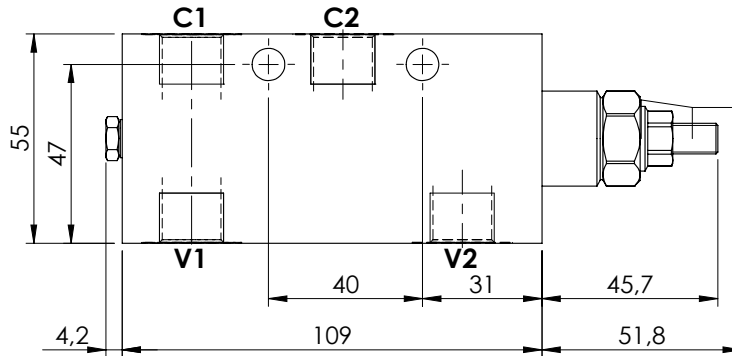
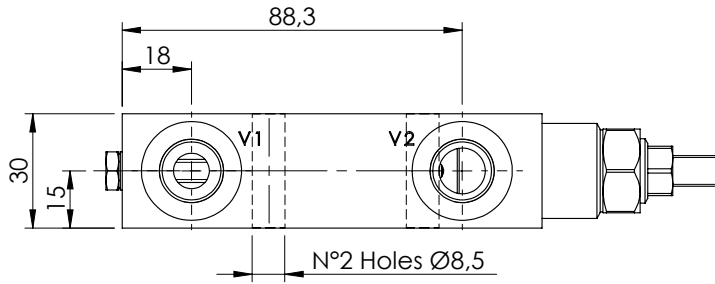
ORDERING CODES

Quick code	Description	Pilot ratio	Main ports size	Standard setting (bar, Q=5 l/min)	Adjust. range (bar)	Pressure increase (bar/turn)
MB000002	MBSN-060-ALNR-04-G38-N350	4,2:1	V2, C2, Pil: G3/8"	350	100-350	138
MB000054	MBSN-060-ALNR-04-G38-N200	4,2:1	V2, C2, Pil: G3/8"	200	60-210	62

OVERCENTRE VALVE

MBSN-060-ALNE

SINGLE ACTING

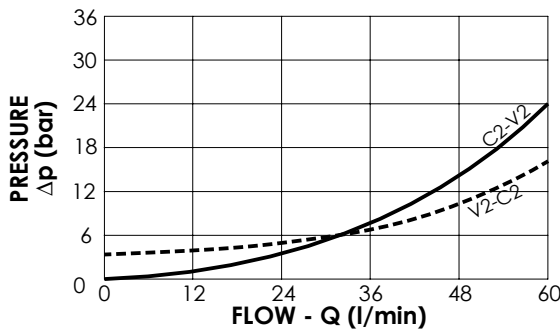
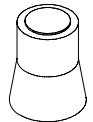


SPECIFICATIONS

Max. operating pressure:	350 bar
Rated flow:	60 l/min
Manifold:	Steel
Weight:	1,32 kg

SEALING CAP

Ordering code:
AT000020



NOTES

Setting: at least 1.3 times the load induced pressure

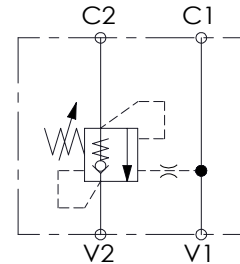
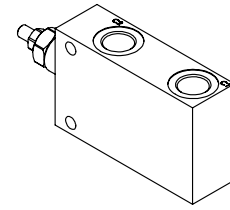
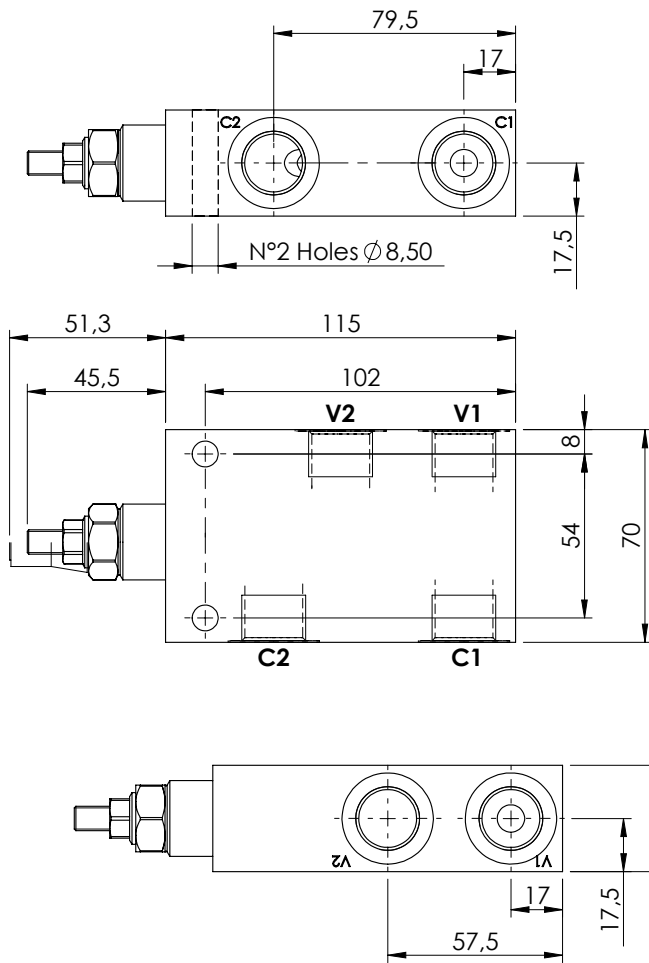
ORDERING CODES

Quick code	Description	Pilot ratio	Main ports size	Standard setting (bar, Q=5 l/min)	Adjust. range (bar)	Pressure increase (bar/turn)
MB000051	MBSN-060-ALNE-04-G38-N350	4,2:1	V1, V2: G3/8" C1, C2: G3/8"	350	100-350	138
MB000179	MBSN-060-ALNE-04-G38-N200	4,2:1	V1, V2: G3/8" C1, C2: G3/8"	200	60-250	62
MB000044	MBSN-060-ALNE-11-G38-N350	11:1	V1, V2: G3/8" C1, C2: G3/8"	350	150-350	160

OVERCENTRE VALVE

MBSN-060-ZLSE

SINGLE ACTING



SPECIFICATIONS

Max. operating pressure: 350 bar

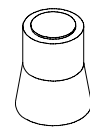
Rated flow: 60 l/min

Weight: Aluminium 0.8 kg; Steel 2.0 kg

SEALING CAP

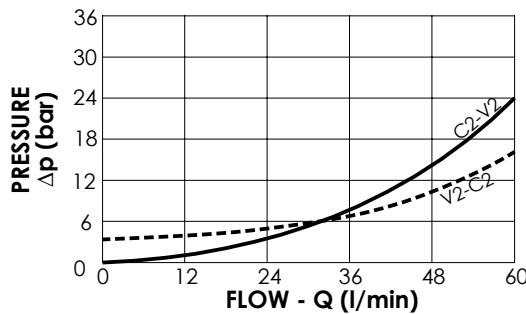
Ordering code:

AT000020



NOTES

Setting: at least 1.3 times the load induced pressure



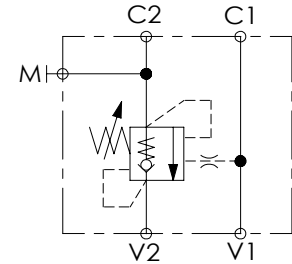
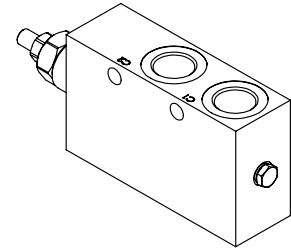
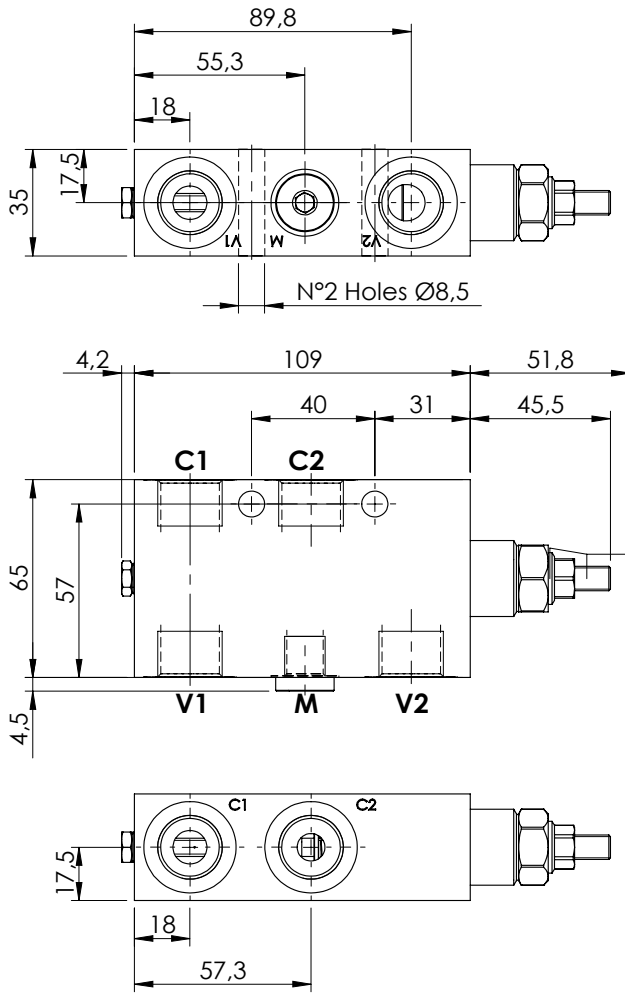
ORDERING CODES

Quick code	Description	Pilot ratio	Manifold material	Main ports size	Standard setting (bar, Q=5 l/min)	Adjust. range (bar)	Pressure increase (bar/turn)
MB000508	MBSN-060-ZLSE-04-G12-N350	4,2:1	Aluminium	V1, V2: G1/2" C1, C2: G1/2"	350	100-350	138
MB000509	MBSN-060-ZLSE-04-G12-N200	4,2:1	Aluminium	V1, V2: G1/2" C1, C2: G1/2"	200	60-210	62
MB000510	MBSN-060-ALDE-04-G12-N350	4,2:1	Steel	V1, V2: G1/2" C1, C2: G1/2"	350	100-350	138
MB000511	MBSN-060-ALDE-04-G12-N200	4,2:1	Steel	V1, V2: G1/2" C1, C2: G1/2"	200	60-210	62
MB000512	MBSN-060-ZLSE-07-G12-N350	7:1	Aluminium	V1, V2: G1/2" C1, C2: G1/2"	350	100-350	106
MB000513	MBSN-060-ZLSE-07-G12-N200	7:1	Aluminium	V1, V2: G1/2" C1, C2: G1/2"	200	60-210	46
MB000514	MBSN-060-ALDE-07-G12-N350	7:1	Steel	V1, V2: G1/2" C1, C2: G1/2"	350	100-350	106
MB000515	MBSN-060-ALDE-07-G12-N200	7:1	Steel	V1, V2: G1/2" C1, C2: G1/2"	200	60-210	46

OVERCENTRE VALVE

MBSN-060-ALNE

SINGLE ACTING

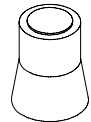


SPECIFICATIONS

Max. operating pressure:	350 bar
Rated flow:	60 l/min
Manifold:	Steel
Weight:	1,77 kg

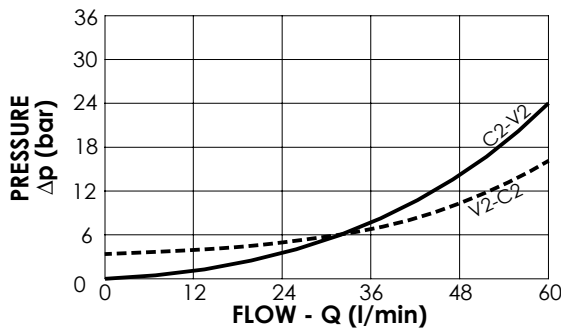
SEALING CAP

Ordering code:
AT000020



NOTES

Setting: at least 1.3 times the load induced pressure



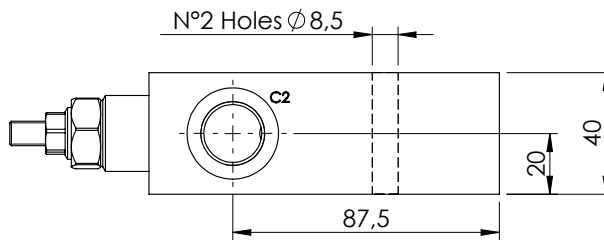
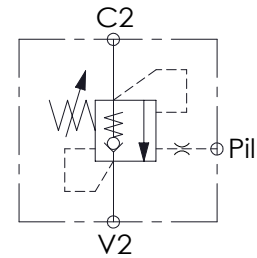
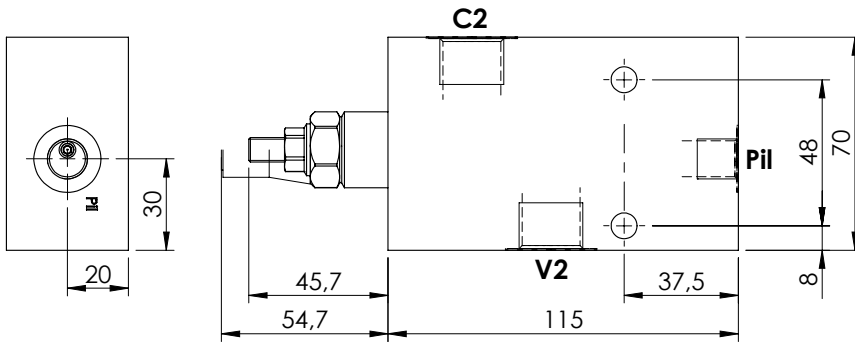
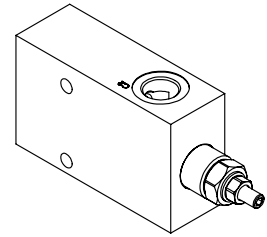
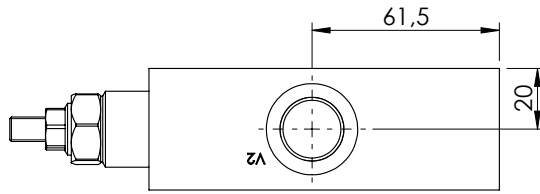
ORDERING CODES

Quick code	Description	Pilot ratio	Main ports size	Standard setting (bar, Q=5 l/min)	Adjust. range (bar)	Pressure increase (bar/turn)
MB000063	MBSN-060-ALNE-04-G12-N350	4,2:1	V1, V2: G1/2" M:G1/4" C1, C2: G1/2"	350	100-350	138
MB000200	MBSN-060-ALNE-04-G12-N200	4,2:1	V1, V2: G1/2" M:G1/4" C1, C2: G1/2"	200	60-210	62

OVERCENTRE VALVE

MBSN-060-ZLNA

SINGLE ACTING
IN LINE PORTS

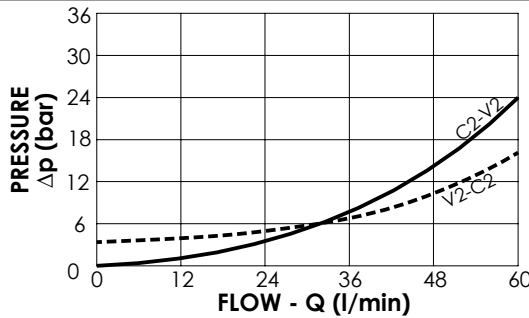
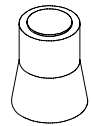


SPECIFICATIONS

Max. operating pressure:	350 bar
Rated flow:	60 l/min
Weight:	0,9 kg

SEALING CAP

Ordering code:
AT000020



NOTES

Setting: at least 1.3 times the load induced pressure

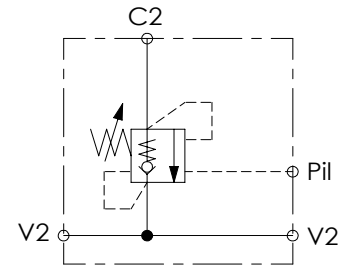
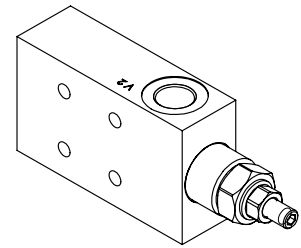
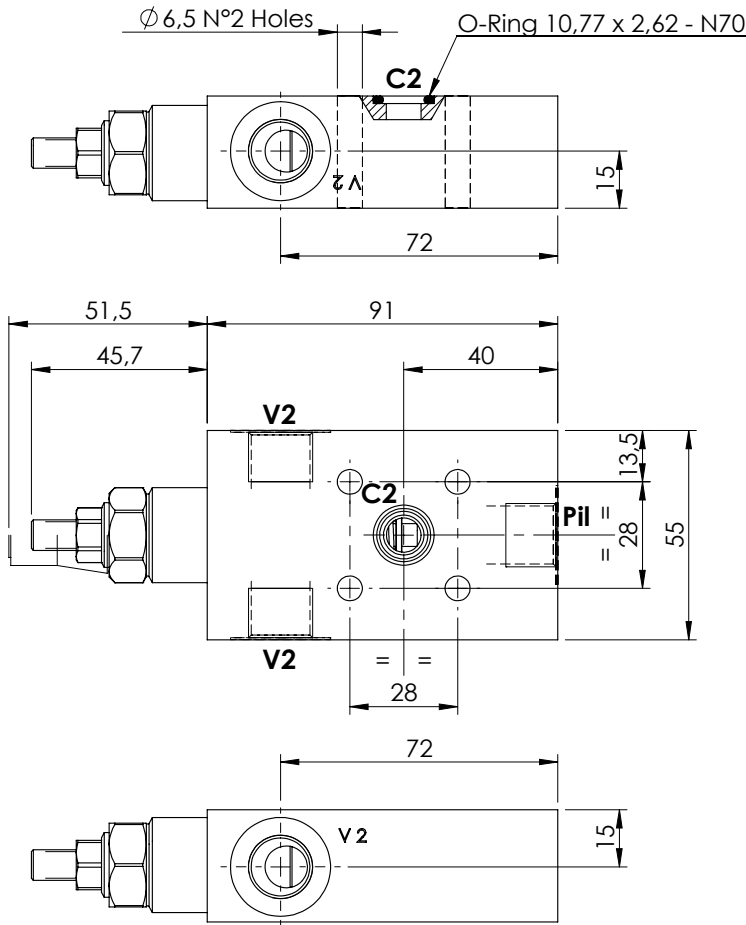
ORDERING CODES

Quick code	Description	Pilot ratio	Manifold material	Main ports size	Standard setting (bar, Q=5 l/min)	Adjust. range (bar)	Pressure increase (bar/turn)
MB000579	MBSN-060-ZLNA-04-G12-N350	4,2:1	Aluminium	C2,V2: G 1/2" Pil: G 1/4"	350	110-350	138
MB000580	MBSN-060-ZLNA-04-G12-N200	4,2:1	Aluminium	C2,V2: G 1/2" Pil: G 1/4"	200	60-210	62
MB000581	MBSN-060-ZLNA-07-G12-N350	7:1	Aluminium	C2,V2: G 1/2" Pil: G 1/4"	350	85-350	106
MB000582	MBSN-060-ZLNA-07-G12-N250	7:1	Aluminium	C2,V2: G 1/2" Pil: G 1/4"	250	40-250	46

OVERCENTRE VALVE

MBSN-060-AANR

SINGLE ACTING
ONE FLANGED PORT

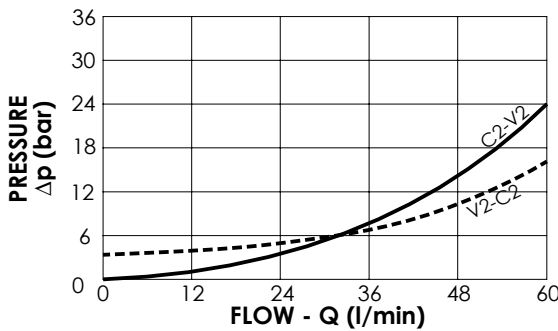
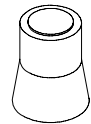


SPECIFICATIONS

Max. operating pressure:	350 bar
Rated flow:	60 l/min
Manifold:	Steel
Weight:	1,09 kg

SEALING CAP

Ordering code:
AT000020



NOTES

Setting: at least 1.3 times the load induced pressure

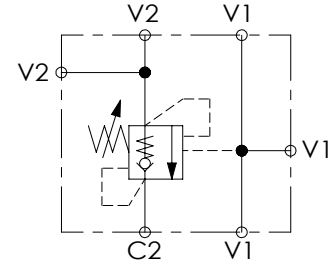
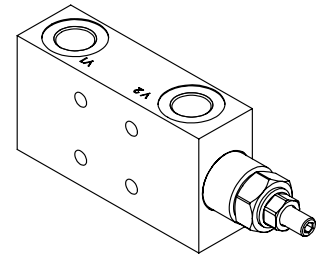
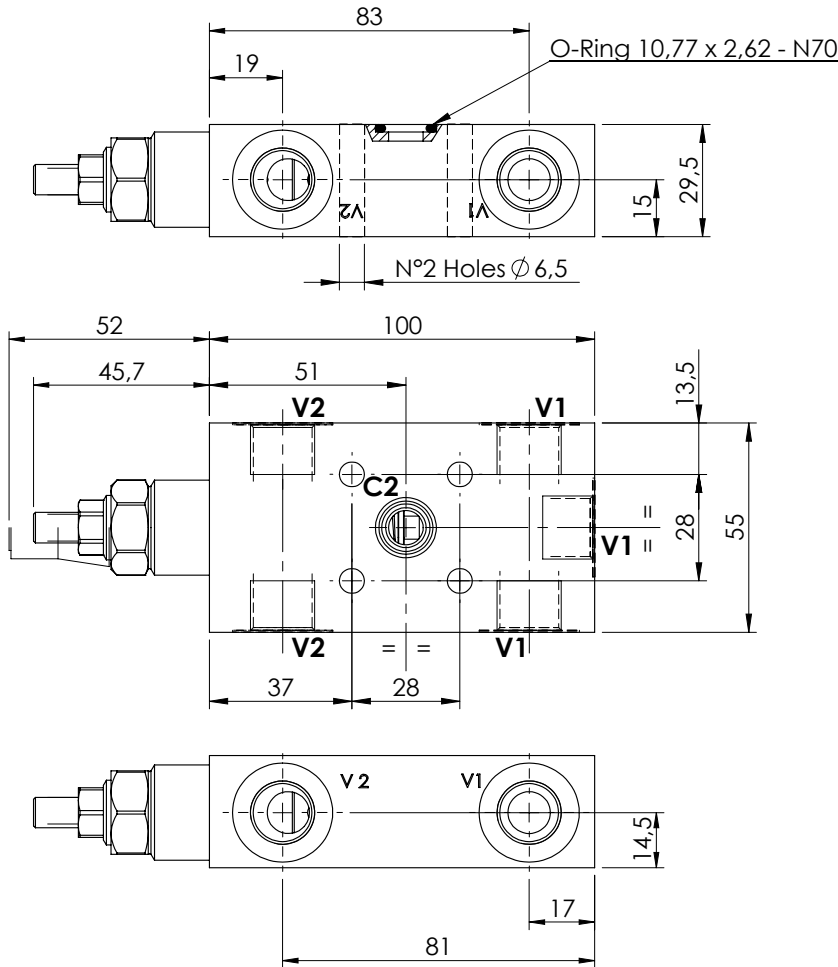
ORDERING CODES

Quick code	Description	Pilot ratio	Main ports size	Standard setting (bar, Q=5 l/min)	Adjust. range (bar)	Pressure increase (bar/turn)
MB000017	MBSN-060-AANR-04-G38-N350	4,2:1	V2, Pil: G3/8" C2 : Ø9	350	100-350	138
MB000199	MBSN-060-AANR-04-G38-N200	4,2:1	V2, Pil: G3/8" C2 : Ø9	200	60-210	62

OVERCENTRE VALVE

MBSN-060-AATV

**SINGLE ACTING
ONE FLANGED PORT**

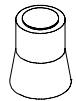


SPECIFICATIONS

Max. operating pressure:	350 bar
Rated flow:	60 l/min
Manifold:	Steel
Weight:	1,14 kg

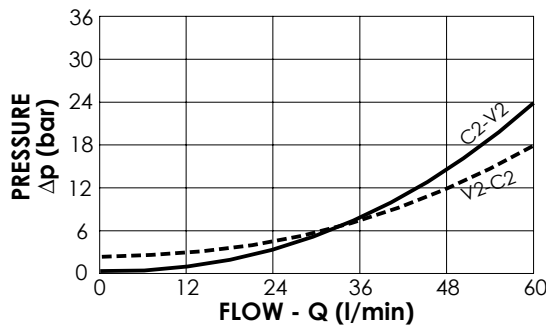
SEALING CAP

Ordering code:
AT000020



NOTES

Setting: at least 1.3 times the load induced pressure



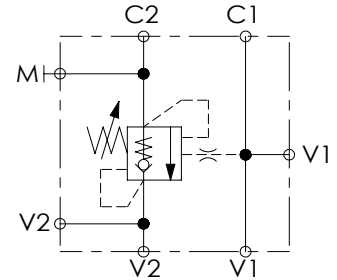
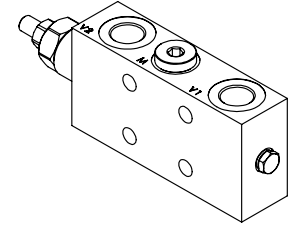
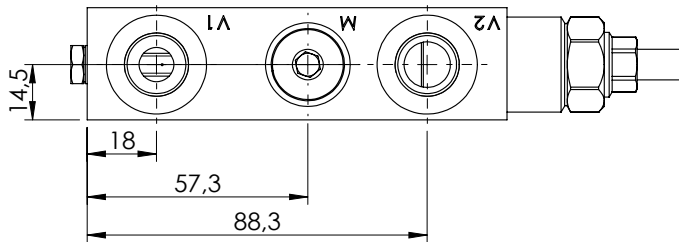
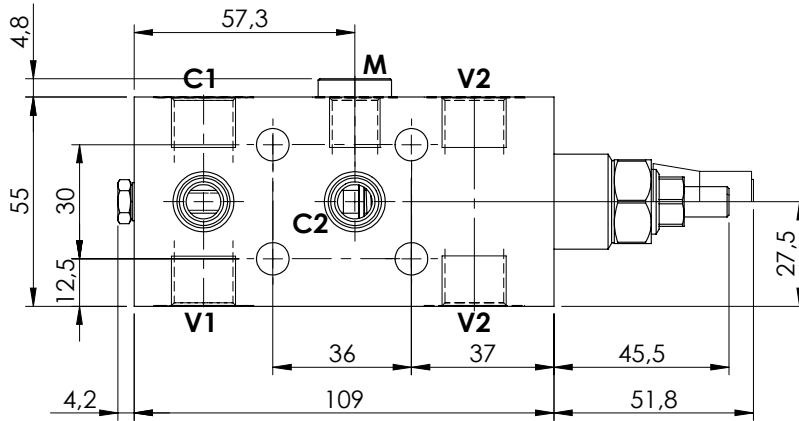
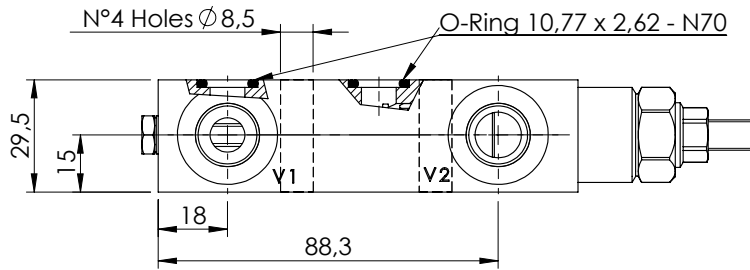
ORDERING CODES

Quick code	Description	Pilot ratio	Main ports size	Standard setting (bar, Q=5 l/min)	Adjust. range (bar)	Pressure increase (bar/turn)
MB000236	MBSN-060-AATV-04-G38-N350	4,2:1	V1,V2: G 3/8" C2: Ø 9	350	100-350	138
MB000234	MBSN-060-AATV-04-G38-N200	4,2:1	V1,V2: G 3/8" C2: Ø 9	200	60-210	62

OVERCENTRE VALVE

MBSN-060-ABNP

**SINGLE ACTING
TWO FLANGED PORTS**

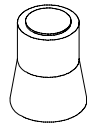


SPECIFICATIONS

Max. operating pressure:	350 bar
Rated flow:	60 l/min
Manifold:	Steel
Weight:	1,27 kg

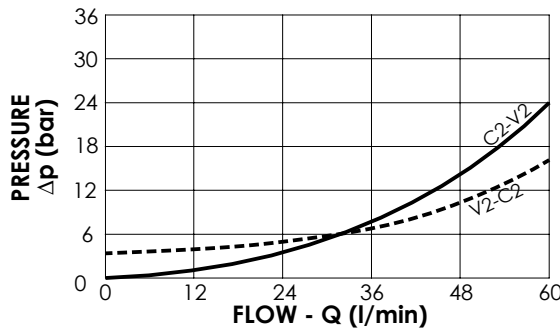
SEALING CAP

Ordering code:
AT000020



NOTES

Setting: at least 1.3 times the load induced pressure



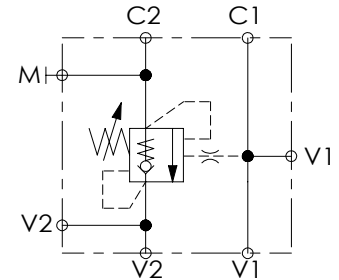
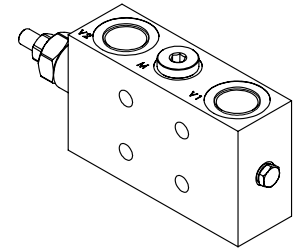
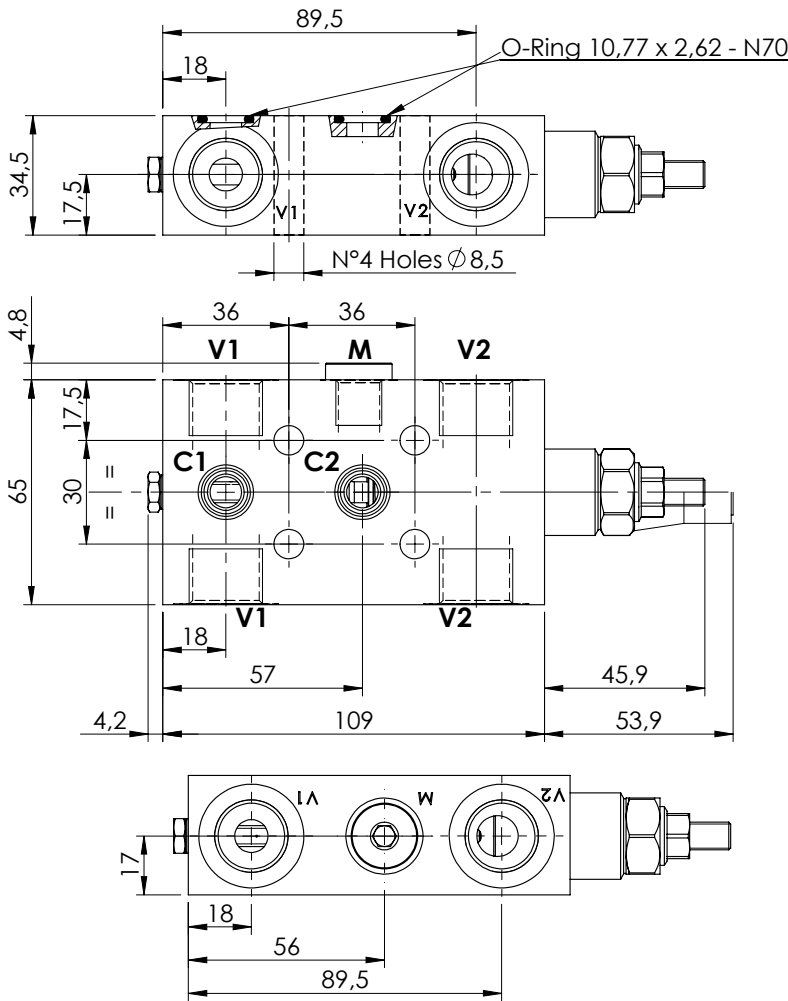
ORDERING CODES

Quick code	Description	Pilot ratio	Main ports size	Standard setting (bar, Q=5 l/min)	Adjust. range (bar)	Pressure increase (bar/turn)
MB000139	MBSN-060-ABNP-04-G38-N350	4,2:1	V1, V2: G3/8" M:G1/4" C1, C2: Ø 9	350	100-350	138
MB000914	MBSN-060-ABNP-04-G38-N200	4,2:1	V1, V2: G3/8" M:G1/4" C1, C2: Ø 9	200	60-210	62

OVERCENTRE VALVE

MBSN-060-ABNP

SINGLE ACTING
TWO FLANGED PORTS

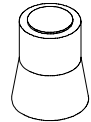


SPECIFICATIONS

Max. operating pressure:	350 bar
Rated flow:	60 l/min
Manifold:	Steel
Weight:	1,69 kg

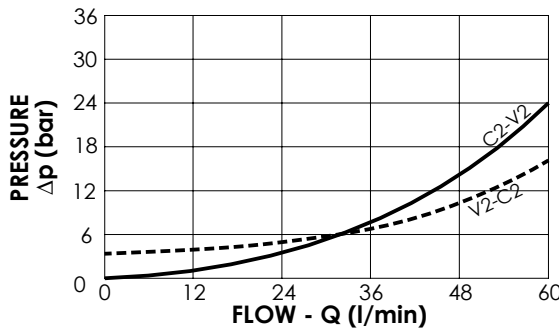
SEALING CAP

Ordering code:
AT000020



NOTES

Setting: at least 1.3 times the load induced pressure



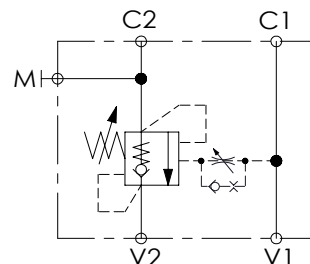
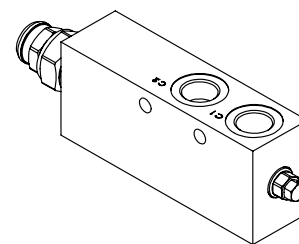
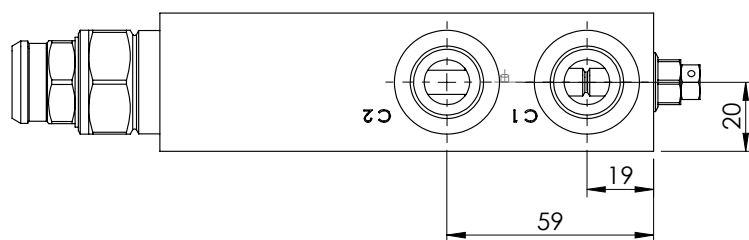
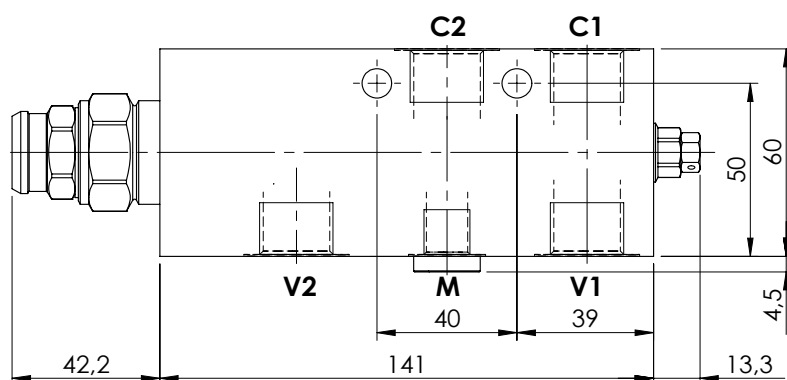
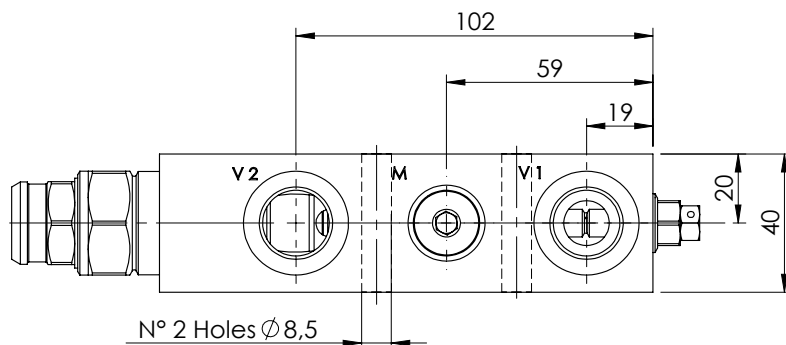
ORDERING CODES

Quick code	Description	Pilot ratio	Main ports size	Standard setting (bar, Q=5 l/min)	Adjust. range (bar)	Pressure increase (bar/turn)
MB000140	MBSN-060-ABNP-04-G12-N350	4,2:1	V1, V2 : G1/2" M: G1/4" C1, C2 : Ø9	350	100-350	138

OVERCENTRE VALVE

MBSN-150-ALNV

SINGLE ACTING

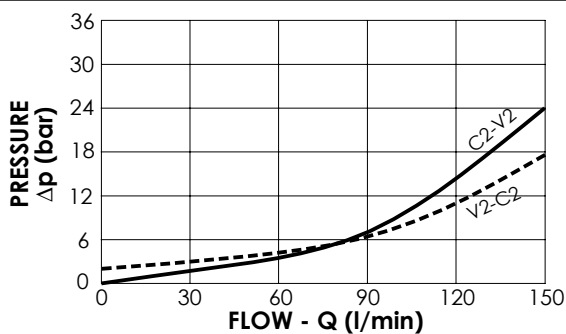
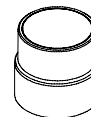


SPECIFICATIONS

Max. operating pressure:	350 bar
Rated flow:	150 l/min
Manifold:	Steel
Weight:	2,49 kg

SEALING CAP

Ordering code:
ST000012



NOTES

Setting: at least 1.3 times the load induced pressure

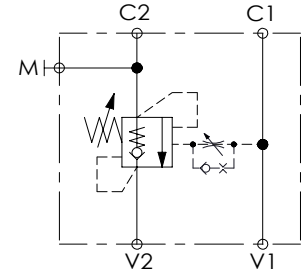
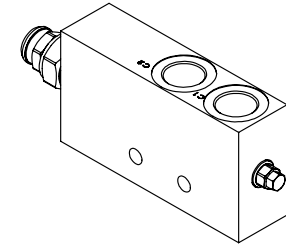
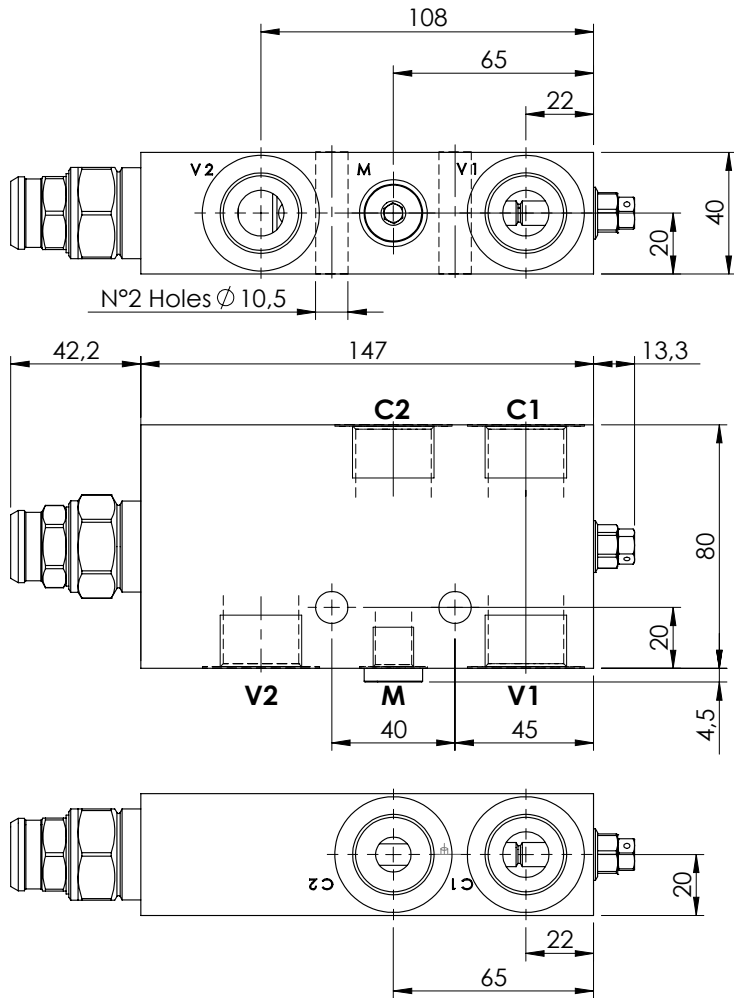
ORDERING CODES

Quick code	Description	Pilot ratio	Main ports size	Standard setting (bar, Q=5 l/min)	Adjust. range (bar)	Pressure increase (bar/turn)
MB000047	MBSN-150-ALNV-04-G12-N350	4:1	V1,V2: G 1/2" M: G1/4" C1, C2: G1/2"	350	100-350	104

OVERCENTRE VALVE

MBSN-150-ALNV

SINGLE ACTING

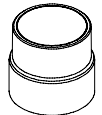


SPECIFICATIONS

Max. operating pressure:	350 bar
Rated flow:	150 l/min
Manifold:	Steel
Weight:	3,25 kg

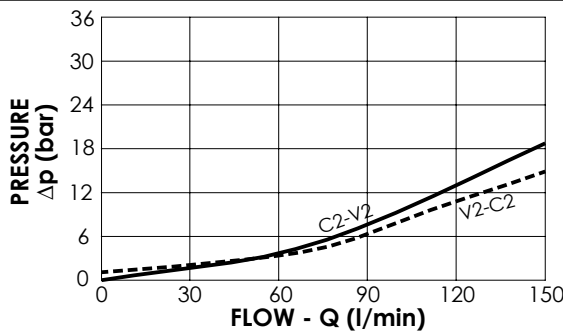
SEALING CAP

Ordering code:
ST000012



NOTES

Setting: at least 1.3 times the load induced pressure



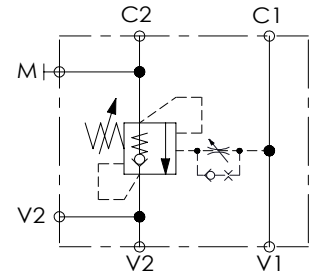
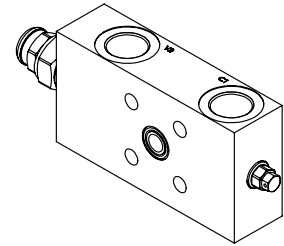
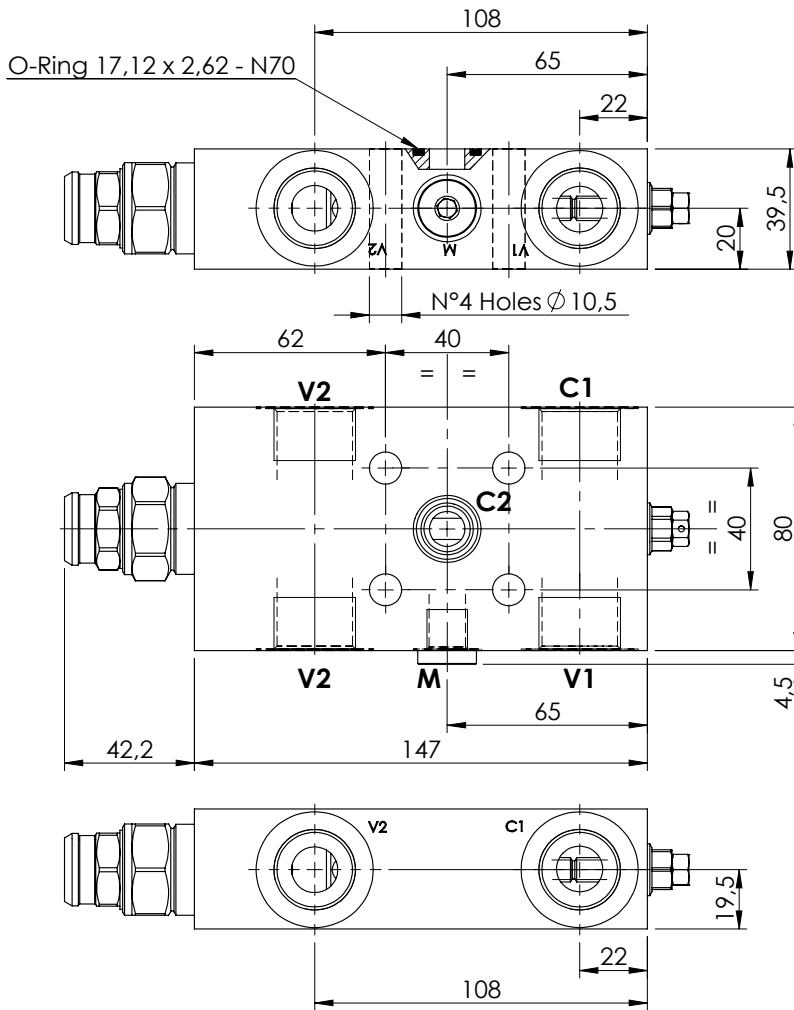
ORDERING CODES

Quick code	Description	Pilot ratio	Main ports size	Standard setting (bar, Q=5 l/min)	Adjust. range (bar)	Pressure increase (bar/turn)
MB000215	MBSN-150-ALNV-04-G34-N350	4:1	V1, V2: G3/4" M:G1/4" C1, C2: G3/4"	350	100-350	104

OVERCENTRE VALVE

MBSN-150-AANV

**SINGLE ACTING
ONE FLANGED PORT**

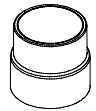


SPECIFICATIONS

Max. operating pressure:	350 bar
Rated flow:	150 l/min
Manifold:	Steel
Weight:	3,14 kg

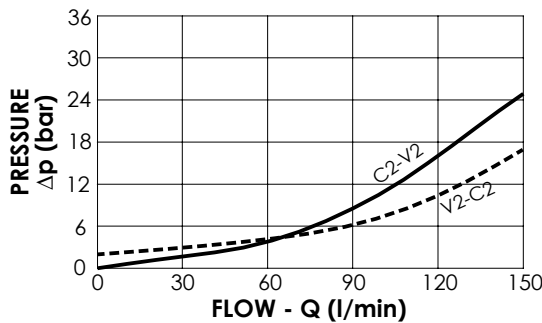
SEALING CAP

Ordering code:
ST000012



NOTES

Setting: at least 1.3 times the load induced pressure



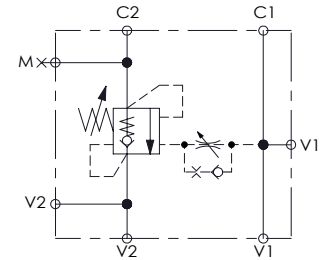
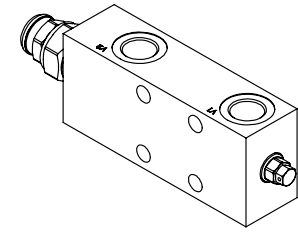
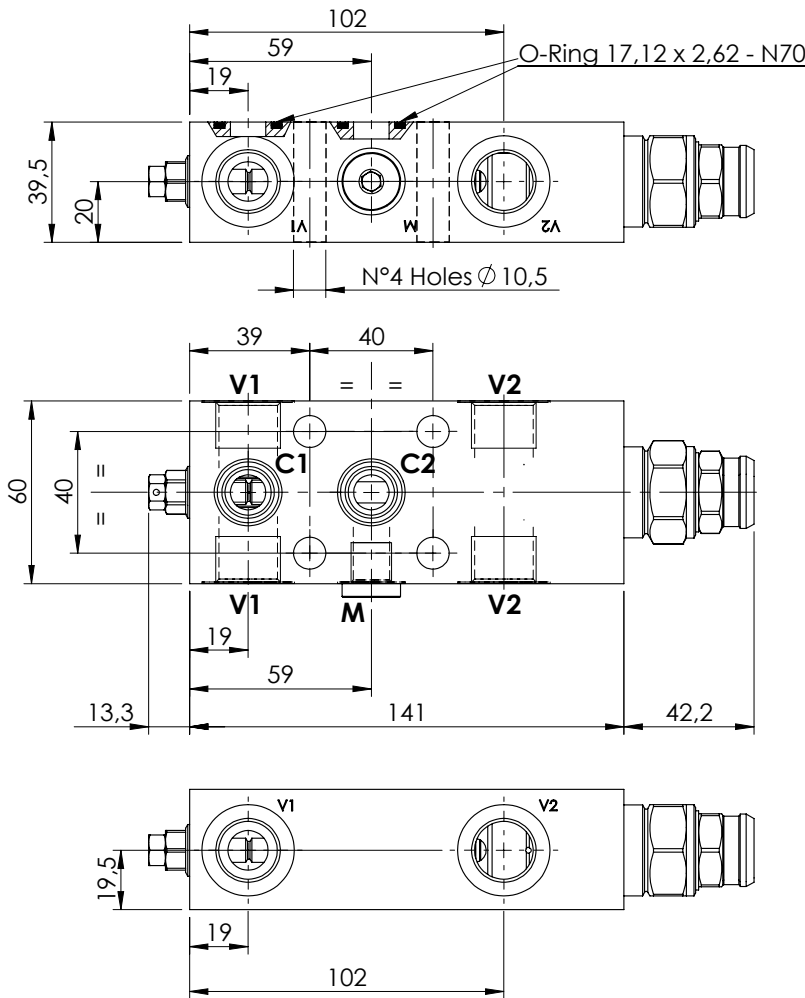
ORDERING CODES

Quick code	Description	Pilot ratio	Main ports size	Standard setting (bar, Q=5 l/min)	Adjust. range (bar)	Pressure increase (bar/turn)
MB000426	MBSN-150-AANV-04-G34-N350	4:1	V1, V2, C1: G3/4" M: G1/4" C2: Ø11.5	350	100-350	104

OVERCENTRE VALVE

MBSN-150-ABNV

**SINGLE ACTING
TWO FLANGED PORTS**



SPECIFICATIONS

Max. operating pressure:	350 bar
Rated flow:	150 l/min
Manifold:	Steel
Weight:	2,37 kg

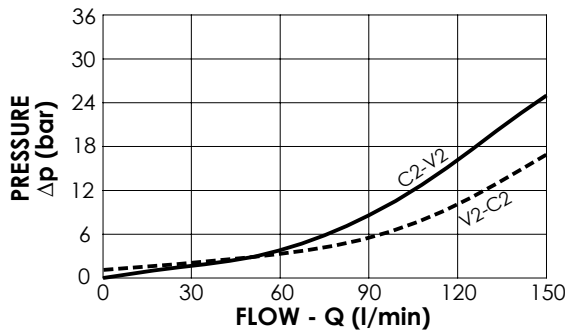
SEALING CAP

Ordering code:
ST000012



NOTES

Setting: at least 1.3 times the load induced pressure



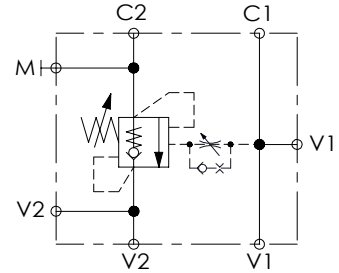
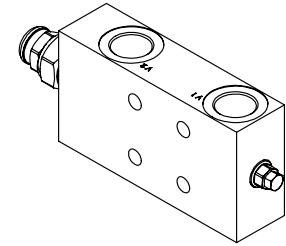
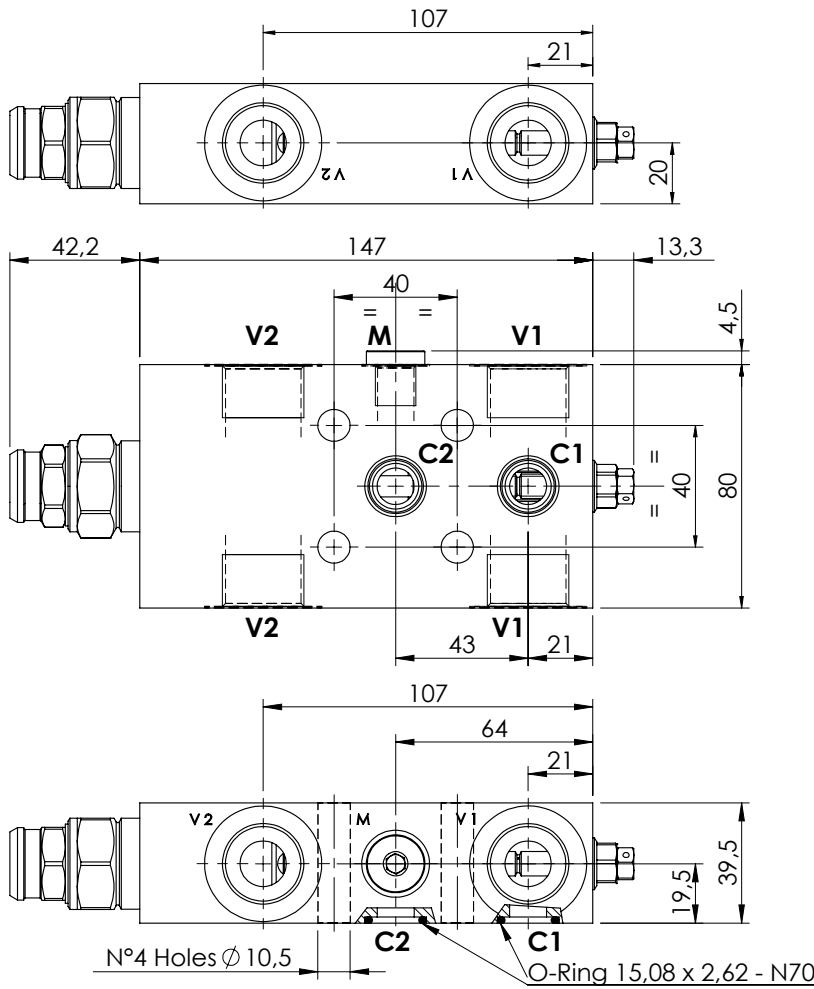
ORDERING CODES

Quick code	Description	Pilot ratio	Main ports size	Standard setting (bar, Q=5 l/min)	Adjust. range (bar)	Pressure increase (bar/turn)
MB000156	MBSN-150-ABNV-04-G12-N350	4:1	V1, V2: G1/2" M:G1/4" C1, C2: Ø11.5	350	100-350	104
MB000883	MBSN-150-ABNV-08-G12-N350	8:1	V1, V2: G1/2" M:G1/4" C1, C2: Ø11.5	350	100-350	84

OVERCENTRE VALVE

MBSN-150-ABNV

SINGLE ACTING
TWO FLANGED PORTS



SPECIFICATIONS

Max. operating pressure:	350 bar
Rated flow:	150 l/min
Manifold:	Steel
Weight:	3,13 kg

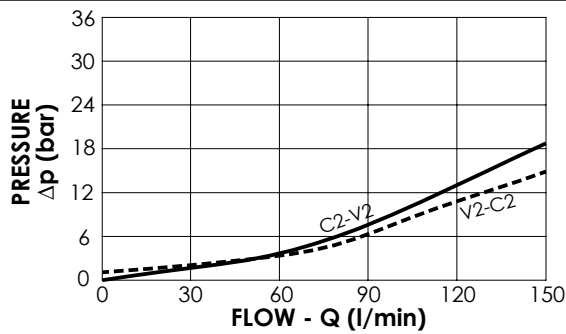
SEALING CAP

Ordering code:
ST000012



NOTES

Setting: at least 1.3 times the load induced pressure



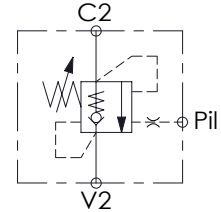
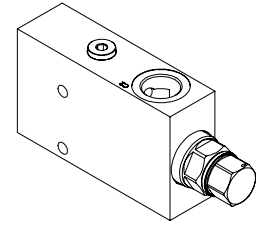
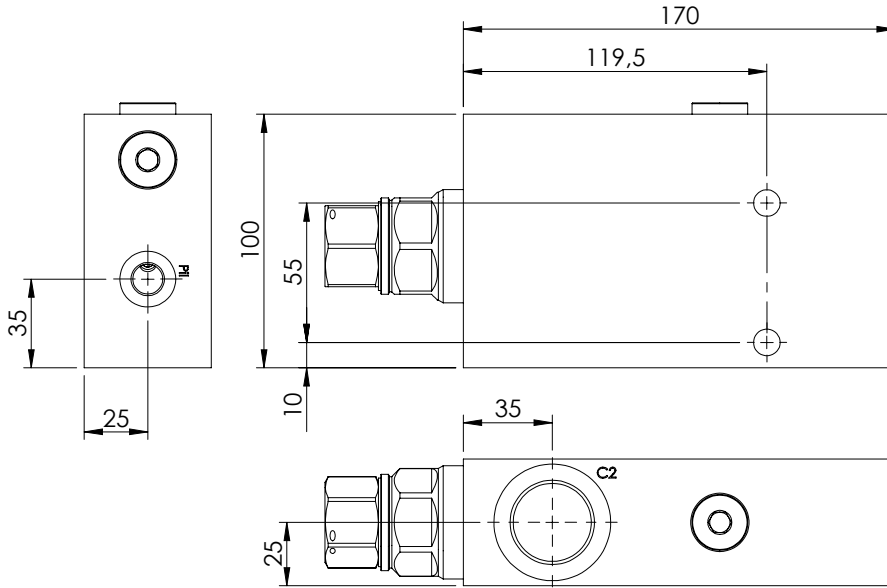
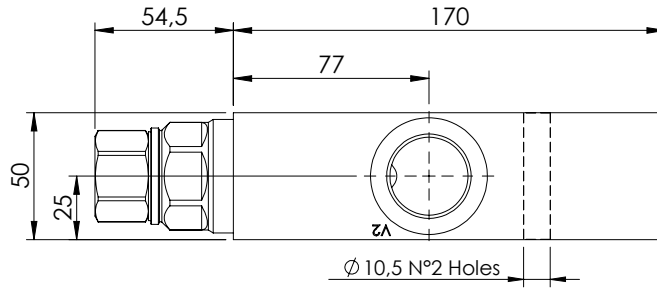
ORDERING CODES

Quick code	Description	Pilot ratio	Main ports size	Standard setting (bar, Q=5 l/min)	Adjust. range (bar)	Pressure increase (bar/turn)
MB000216	MBSN-150-ABNV-04-G34-N350	4:1	V1, V2: G3/4" M: G1/4" C1, C2: \varnothing 12	350	100-350	104

OVERCENTRE VALVE

MBSN-300-ZLNP

SINGLE ACTING
IN LINE PORTS

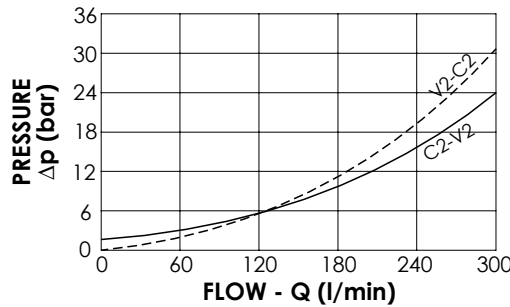


SPECIFICATIONS

Max. operating pressure: 350 bar

Rated flow: 300 l/min

Weight: Aluminium 2,61 kg; Steel 6,14 kg



NOTES

Setting: at least 1.3 times the load induced pressure

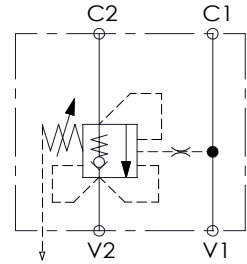
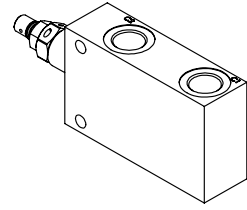
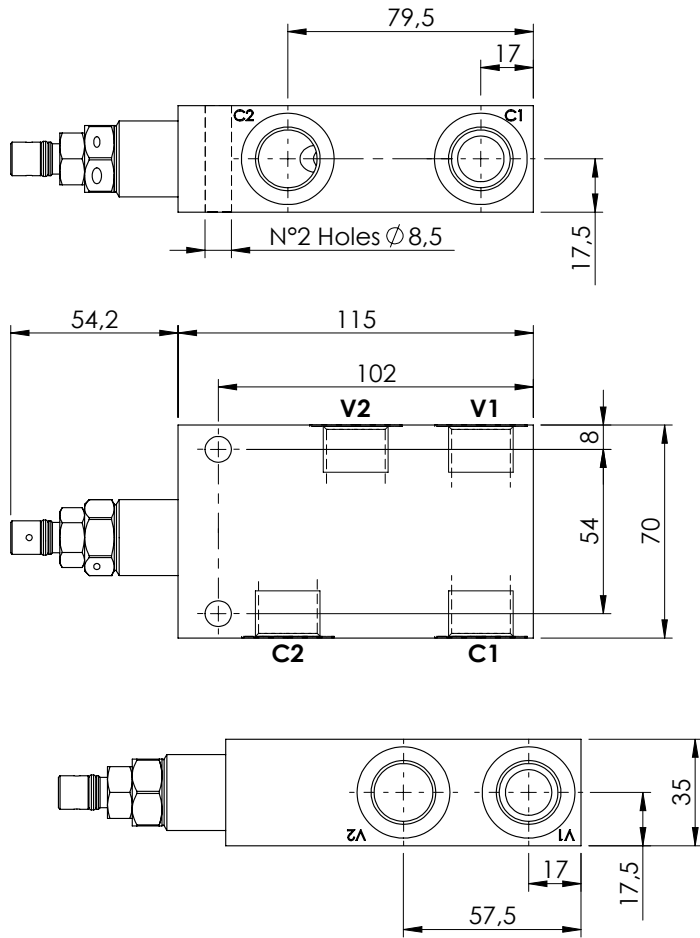
ORDERING CODES

Quick code	Description	Pilot ratio	Manifold material	Main ports size	Standard setting (bar, Q=5 l/min)	Adjust. range (bar)	Pressure increase (bar/turn)
MB000720	MBSN-300-ZLNP-04-G10-N350	4:1	Aluminium	C2,V2: G 1" Pil: G 1/4"	350	100-350	75
MB000834	MBSN-300-ALNP-04-G10-N350	4:1	Steel	C2,V2: G 1" Pil: G 1/4"	350	100-350	75
MB000836	MBSN-300-ALNP-04-G10-N200	4:1	Steel	C2,V2: G 1" Pil: G 1/4"	200	60-210	46

OVERCENTRE VALVE

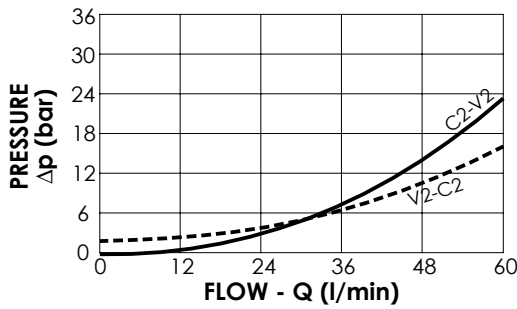
MBSP-060-ZLSE

**SINGLE ACTING
RELIEF COMPENSATED**



SPECIFICATIONS

Max. operating pressure:	350 bar
Rated flow:	60 l/min
Manifold:	Aluminium
Weight:	0,8 Kg



NOTES

Setting: at least 1.3 times the load induced pressure

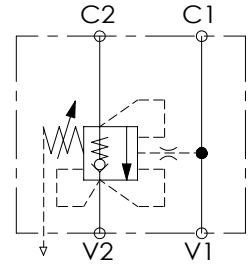
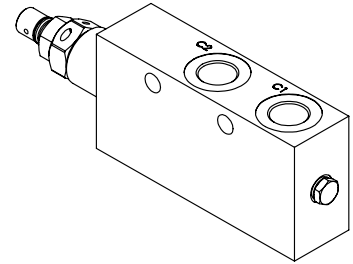
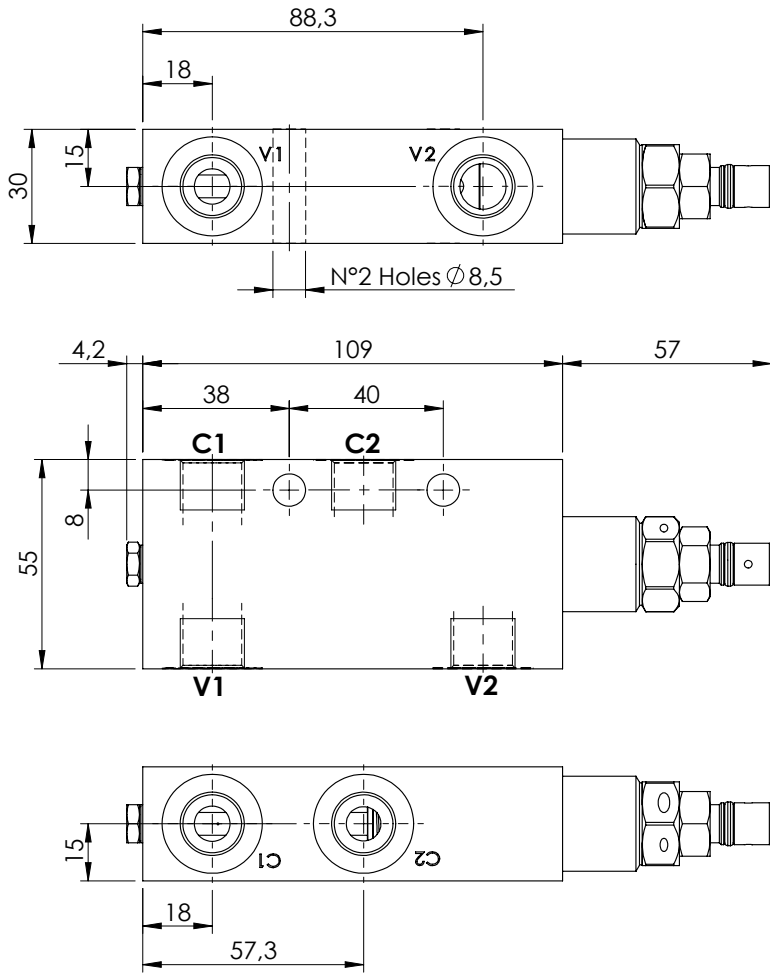
ORDERING CODES

Quick code	Description	Pilot ratio	Main ports size	Standard setting (bar, Q=5 l/min)	Adjust. range (bar)	Pressure increase (bar/turn)
MB000722	MBSP-060-ZLSE-04-G12-N350	4,2:1	V1, V2: G1/2" C1, C2: G1/2"	350	100-350	138

OVERCENTRE VALVE

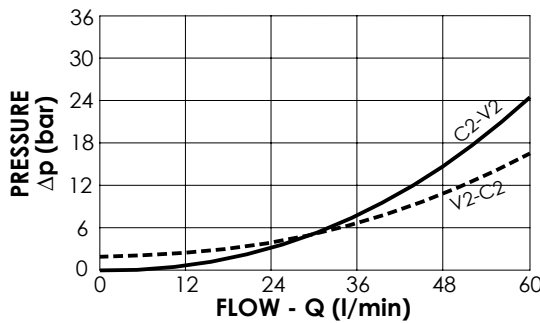
MBSP-060-ALNP

SINGLE ACTING
RELIEF COMPENSATED



SPECIFICATIONS

Max. operating pressure:	350 bar
Rated flow:	60 l/min
Manifold:	Steel
Weight:	1,35 kg



NOTES

Setting: at least 1.3 times the load induced pressure

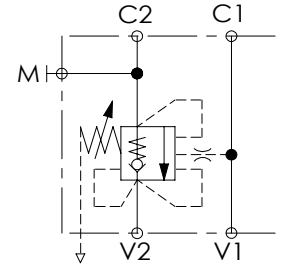
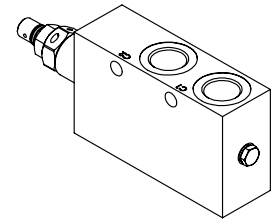
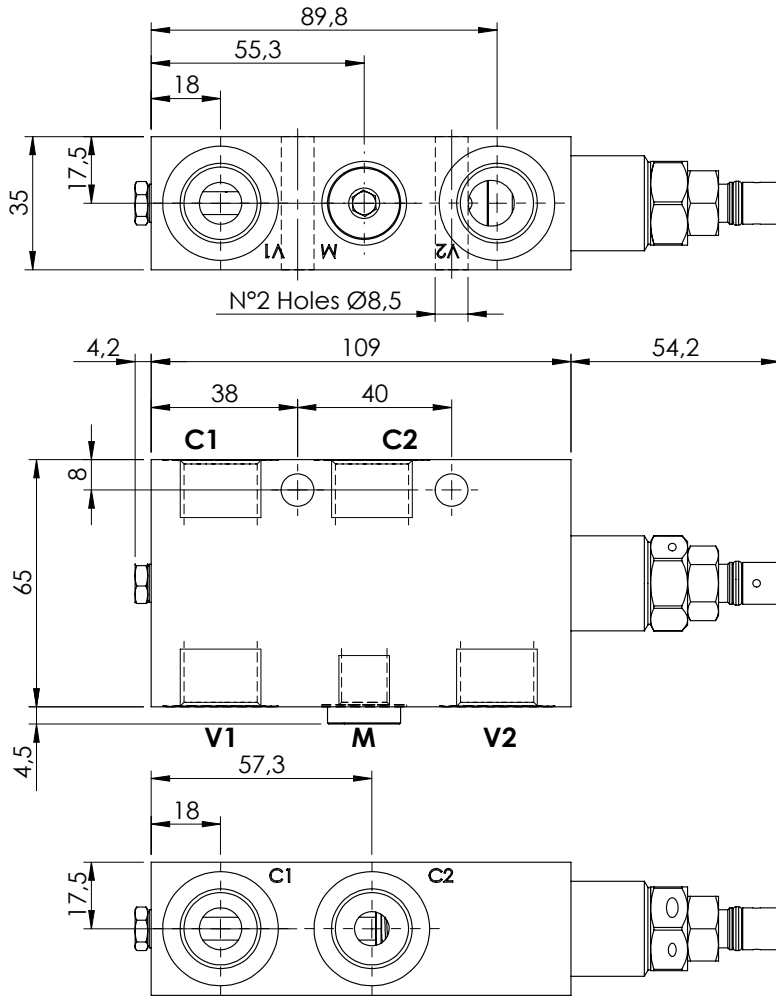
ORDERING CODES

Quick code	Description	Pilot ratio	Main ports size	Standard setting (bar, Q=5 l/min)	Adjust. range (bar)	Pressure increase (bar/turn)
MB000209	MBSP-060-ALNP-04-G38-N350	4,2:1	V1, V2: G3/8" C1, C2: G3/8"	350	100-350	166
MB000896	MBSP-060-ALNP-04-G38-N200	4,2:1	V1, V2: G3/8" C1, C2: G3/8"	200	60-210	75

OVERCENTRE VALVE

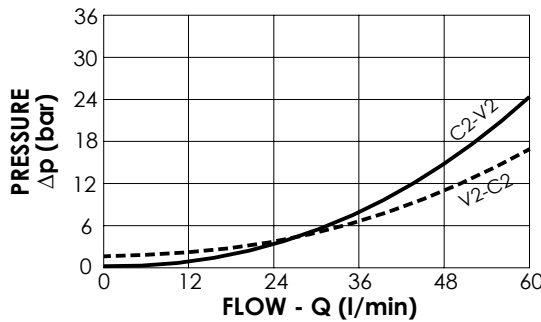
MBSP-060-ALNE

SINGLE ACTING
RELIEF COMPENSATED



SPECIFICATIONS

Max. operating pressure:	350 bar
Rated flow:	60 l/min
Manifold:	Steel
Weight:	1,8 kg



NOTES

Setting: at least 1.3 times the load induced pressure

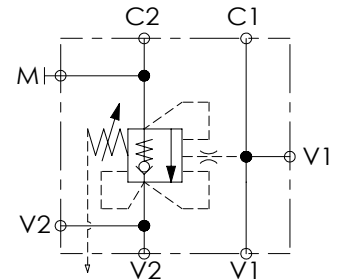
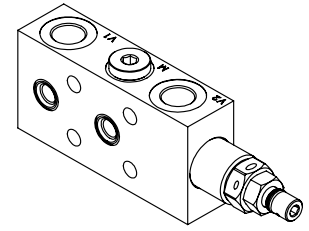
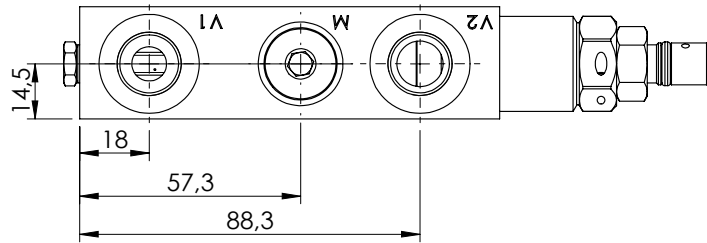
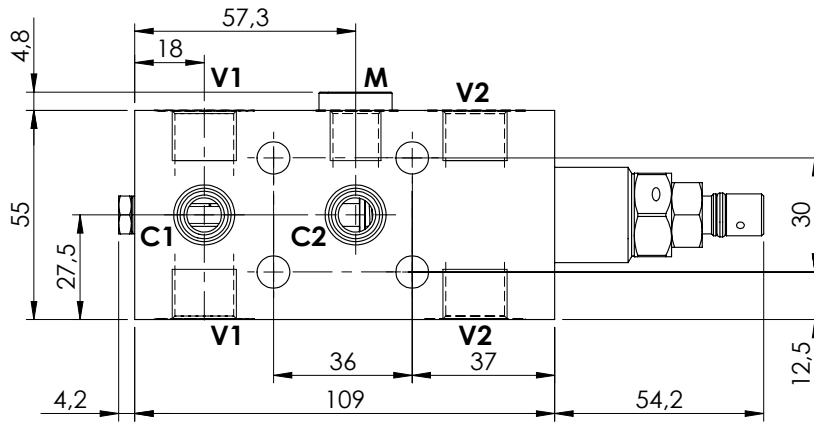
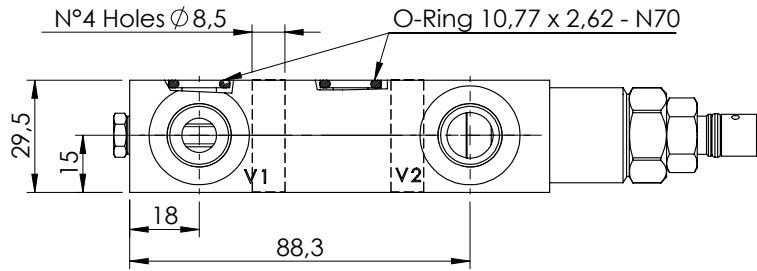
ORDERING CODES

Quick code	Description	Pilot ratio	Main ports size	Standard setting (bar, Q=5 l/min)	Adjust. range (bar)	Pressure increase (bar/turn)
MB000197	MBSP-060-ALNE-04-G12-N350	4,2:1	V1,V2,C1,C2: G1/2" M: G1/4"	350	100-350	139

OVERCENTRE VALVE

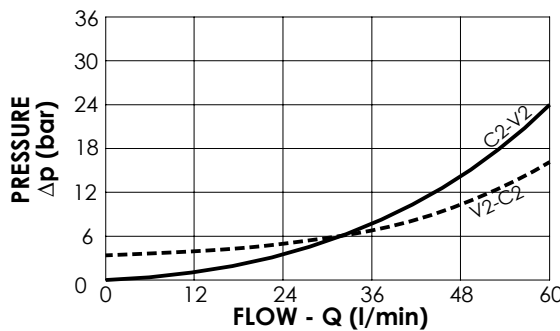
MBSN-060-ABNE

**SINGLE ACTING
TWO FLANGED PORTS
RELIEF COMPENSATED**



SPECIFICATIONS

Max. operating pressure:	350 bar
Rated flow:	60 l/min
Manifold:	Steel
Weight:	1,29 kg



NOTES

Setting: at least 1.3 times the load induced pressure

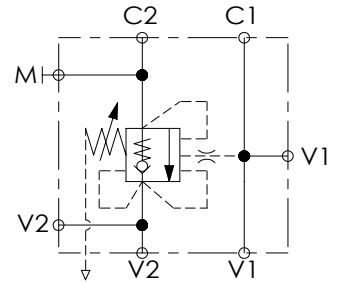
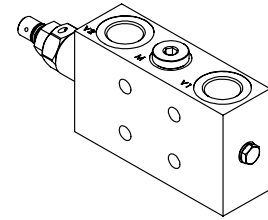
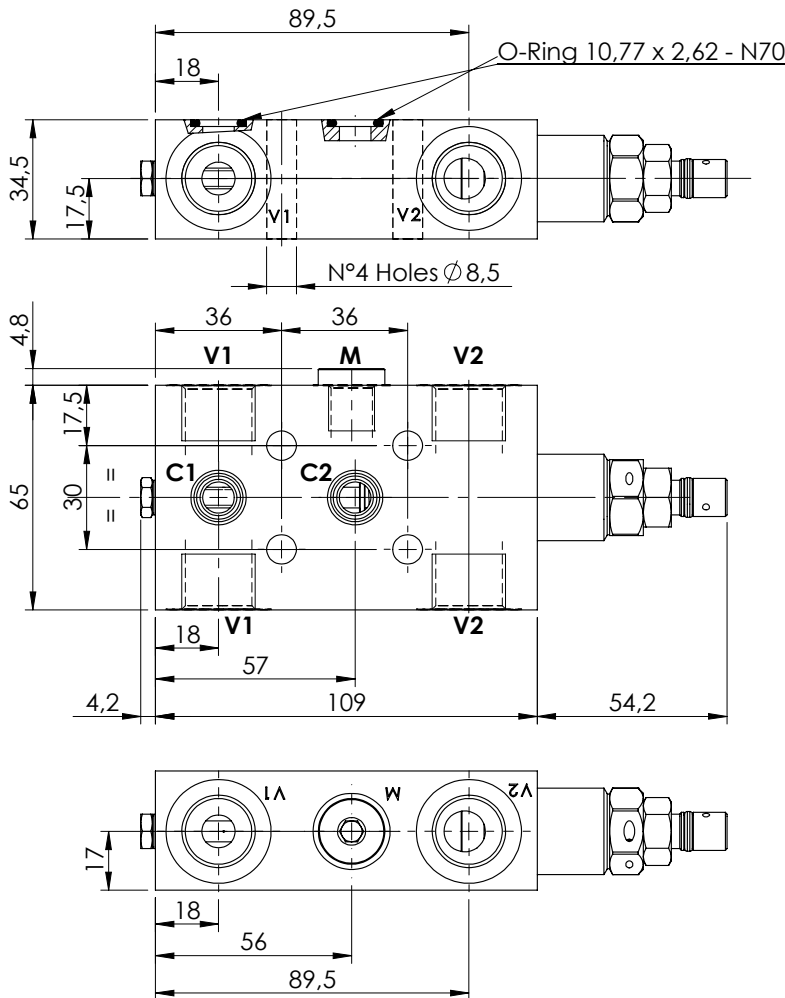
ORDERING CODES

Quick code	Description	Pilot ratio	Main ports size	Standard setting (bar, Q=5 l/min)	Adjust. range (bar)	Pressure increase (bar/turn)
MB000473	MBSP-060-ABNE-04-G38-N350	4,2:1	V1, V2: G3/8" M:G1/4" C1, C2: Ø 9	350	100-350	166
MB001018	MBSP-060-ABNE-04-G38-N200	4,2:1	V1, V2: G3/8" M:G1/4" C1, C2: Ø 9	200	60-210	75

OVERCENTRE VALVE

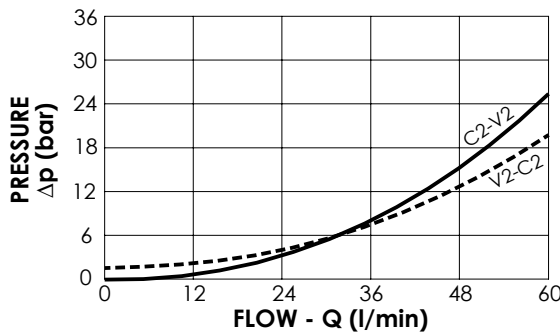
MBSP-060-ABNP

**SINGLE ACTING
TWO FLANGED PORTS
RELIEF COMPENSATED**



SPECIFICATIONS

Max. operating pressure:	350 bar
Rated flow:	60 l/min
Manifold:	Steel
Weight:	1,72 kg



NOTES

Setting: at least 1.3 times the load induced pressure

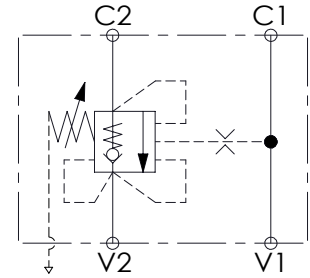
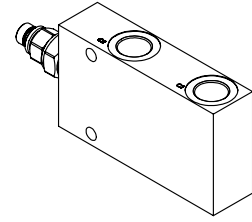
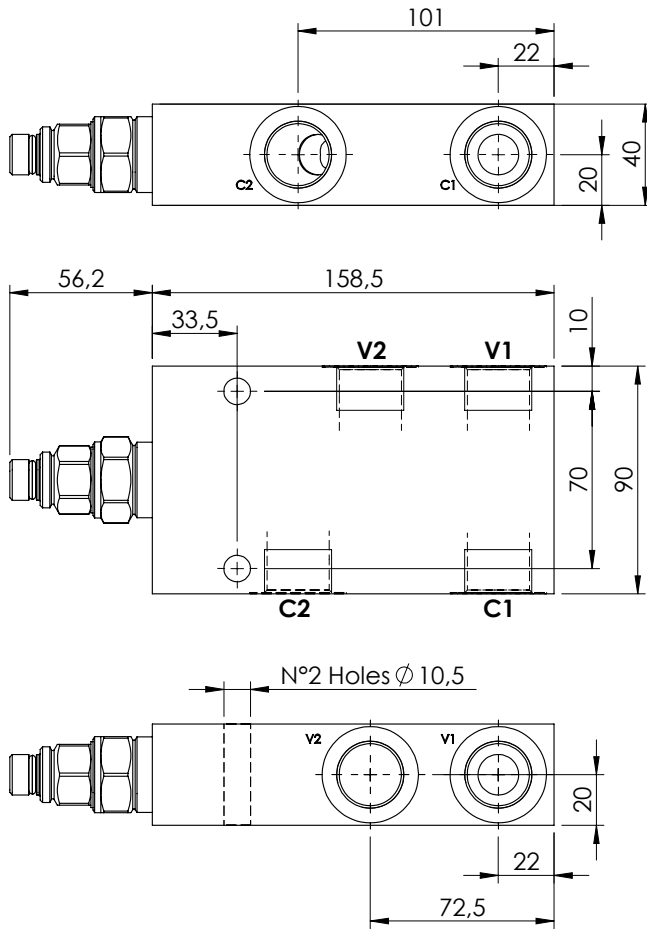
ORDERING CODES

Quick code	Description	Pilot ratio	Main ports size	Standard setting (bar, Q=5 l/min)	Adjust. range (bar)	Pressure increase (bar/turn)
MB000335	MBSP-060-ABNP-04-G12-N350	4,2:1	V1, V2 :G1/2" M:G1/4" C1, C2 : $\varnothing 9$	350	100-350	138

OVERCENTRE VALVE

MBSP-150-ZLSE

**SINGLE ACTING
RELIEF COMPENSATED**

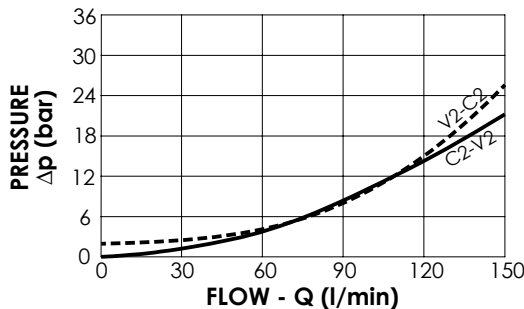


SPECIFICATIONS

Max. operating pressure:	350 bar
Rated flow:	150 l/min
Weight:	Aluminium 1,6 kg; Steel 3.9 kg

NOTES

Setting: at least 1.3 times the load induced pressure



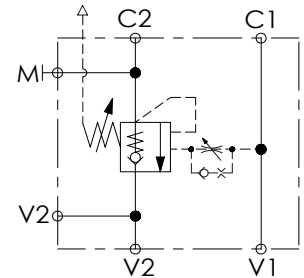
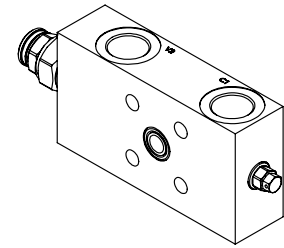
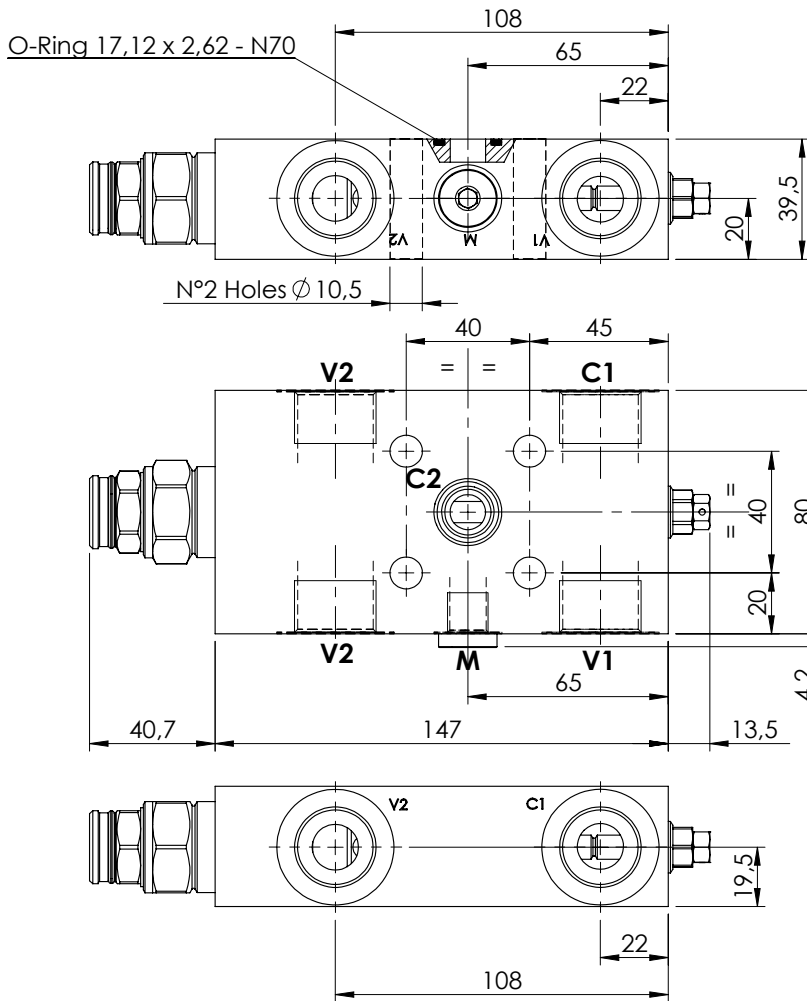
ORDERING CODES

Quick code	Description	Pilot ratio	Manifold material	Main ports size	Standard setting (bar, Q=5 l/min)	Adjust. range (bar)	Pressure increase (bar/turn)
MB000500	MBSP-150-ZLSE-08-G34-N350	8:1	Aluminium	V1, V2: G3/4" C1, C2: G3/4"	350	100-350	83
MB000501	MBSP-150-ZLSE-08-G34-N200	8:1	Aluminium	V1, V2: G3/4" C1, C2: G3/4"	200	60-210	47
MB000502	MBSP-150-ALDE-08-G34-N350	8:1	Steel	V1, V2: G3/4" C1, C2: G3/4"	350	100-350	83
MB000503	MBSP-150-ALDE-08-G34-N200	8:1	Steel	V1, V2: G3/4" C1, C2: G3/4"	200	60-210	47
MB000504	MBSP-150-ZLSE-04-G34-N350	4:1	Aluminium	V1, V2: G3/4" C1, C2: G3/4"	350	100-350	104
MB000505	MBSP-150-ZLSE-04-G34-N200	4:1	Aluminium	V1, V2: G3/4" C1, C2: G3/4"	200	60-210	56
MB000506	MBSP-150-ALDE-04-G34-N350	4:1	Steel	V1, V2: G3/4" C1, C2: G3/4"	350	100-350	104
MB000507	MBSP-150-ALDE-04-G34-N200	4:1	Steel	V1, V2: G3/4" C1, C2: G3/4"	200	60-210	56

OVERCENTRE VALVE

MBST-150-AANV

**SINGLE ACTING
ONE FLANGED PORT
FULLY COMPENSATED**



SPECIFICATIONS

Max. operating pressure:	350 bar
Rated flow:	150 l/min
Manifold:	Steel
Weight:	3,13 kg

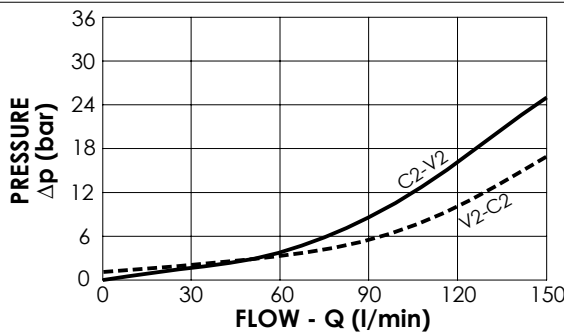
SEALING CAP

Ordering code:
ST00012



NOTES

Setting: at least 1.3 times the load induced pressure



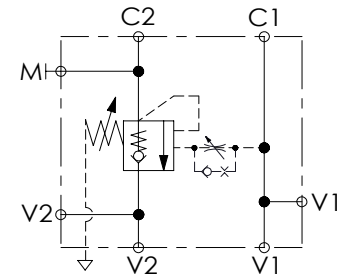
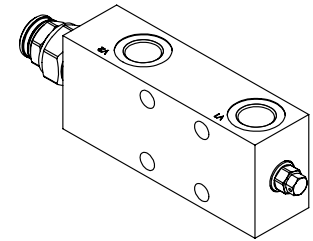
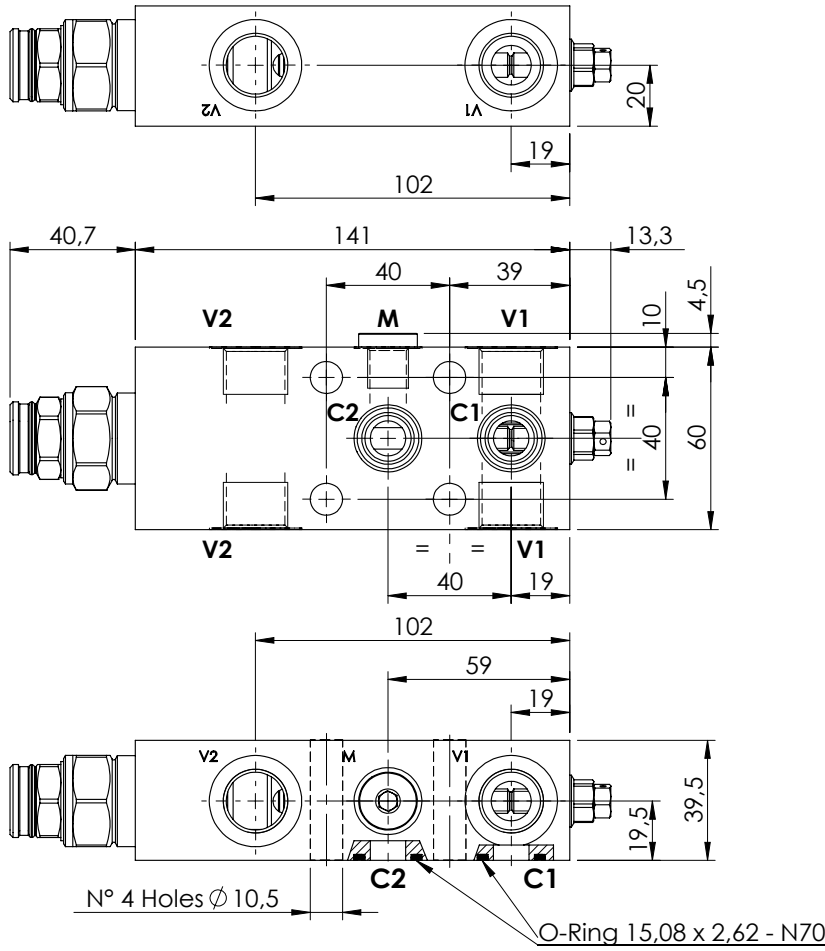
ORDERING CODES

Quick code	Description	Pilot ratio	Main ports size	Standard setting (bar, Q=5 l/min)	Adjust. range (bar)	Pressure increase (bar/turn)
MB000267	MBST-150-AANV-04-G34-N350	4:1	V1, V2, C1: G3/4" M: G1/4" C2: Ø11.5	350	100-350	104

OVERCENTRE VALVE

MBST-150-ABNV

**SINGLE ACTING
TWO FLANGED PORTS
FULLY COMPENSATED**

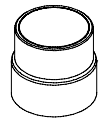


SPECIFICATIONS

Max. operating pressure:	350 bar
Rated flow:	150 l/min
Manifold:	Steel
Weight:	2,36 kg

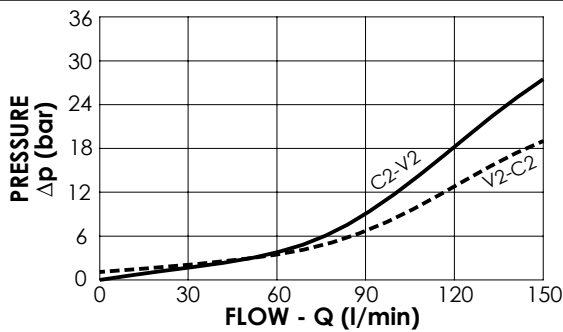
SEALING CAP

Ordering code:
ST000012



NOTES

Setting: at least 1.3 times the load induced pressure



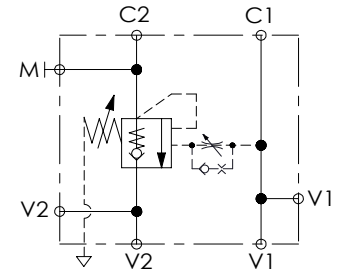
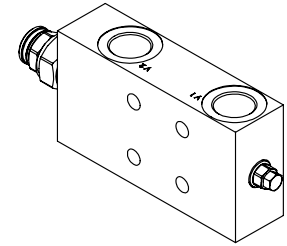
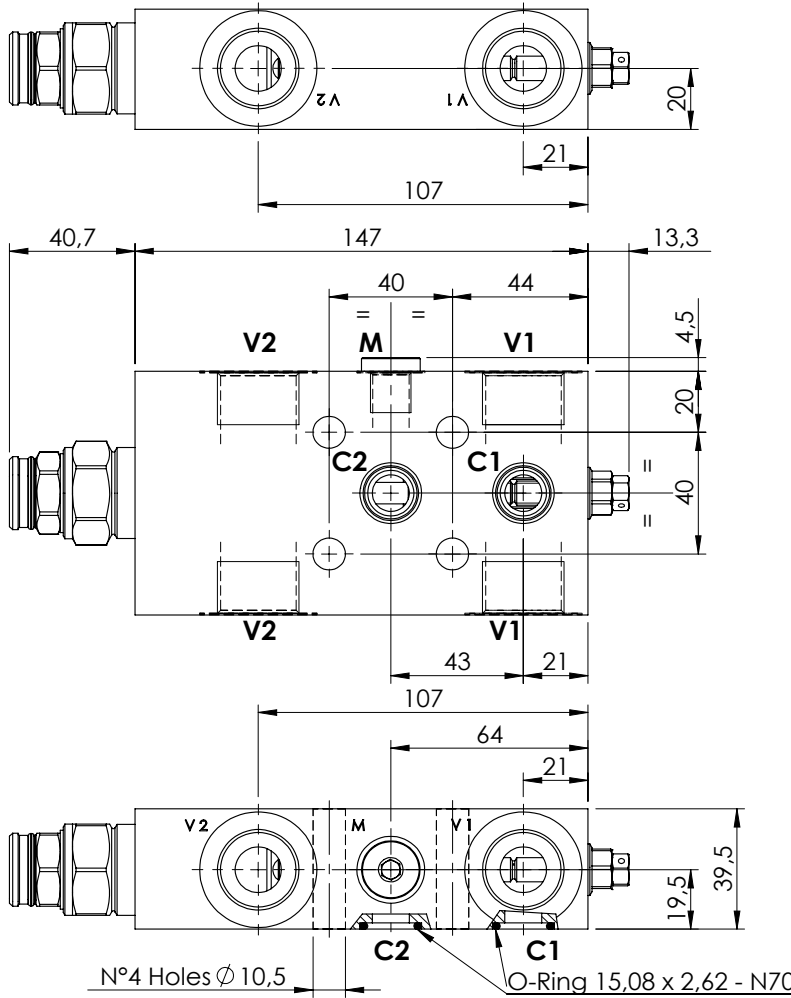
ORDERING CODES

Quick code	Description	Pilot ratio	Main ports size	Standard setting (bar, Q=5 l/min)	Adjust. range (bar)	Pressure increase (bar/turn)
MB000214	MBST-150-ABNV-04-G12-N350	4:1	V1, V2: G1/2" M:G1/4" C1, C2: Ø11.5	350	100-350	104
MB000667	MBST-150-ABNV-08-G12-N350	8:1	V1, V2: G1/2" M:G1/4" C1, C2: Ø11.5	350	100-350	101

OVERCENTRE VALVE

MBST-150-ABNV

**SINGLE ACTING
TWO FLANGED PORTS
FULLY COMPENSATED**

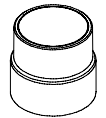


SPECIFICATIONS

Max. operating pressure:	350 bar
Rated flow:	150 l/min
Manifold:	Steel
Weight:	3,12 kg

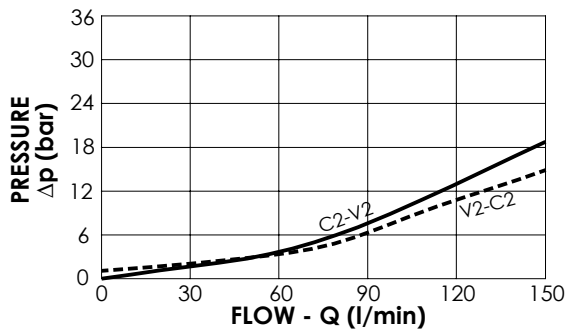
SEALING CAP

Ordering code:
ST000012



NOTES

Setting: at least 1.3 times the load induced pressure



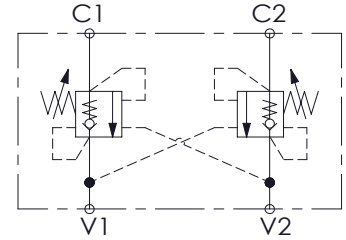
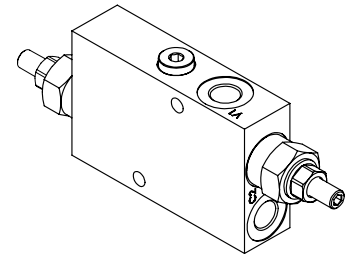
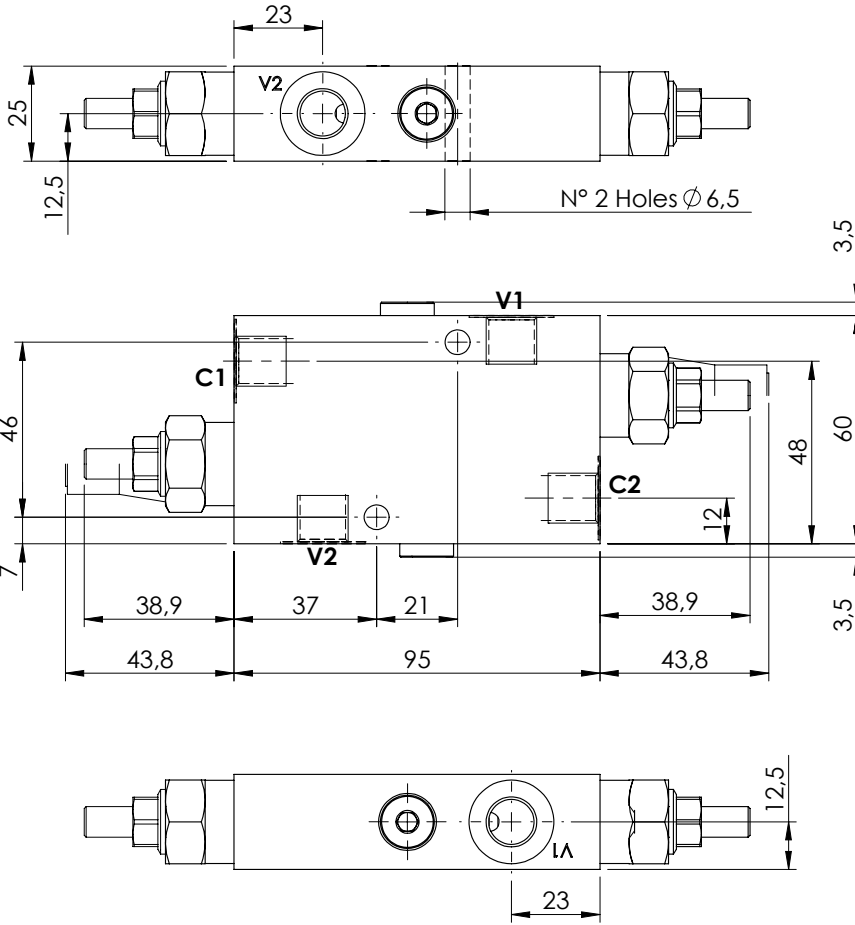
ORDERING CODES

Quick code	Description	Pilot ratio	Main ports size	Standard setting (bar, Q=5 l/min)	Adjust. range (bar)	Pressure increase (bar/turn)
MB000561	MBST-150-ABNV-04-G34-N350	4:1	V1, V2: G3/4" M: G 1/4" C1, C2: \varnothing 12	350	100-350	104

OVERCENTRE VALVE

MBDN-040-ALNP

DOUBLE ACTING



SPECIFICATIONS

Max. operating pressure:	350 bar
Rated flow:	40 l/min
Manifold:	Steel
Weight:	1,11 kg

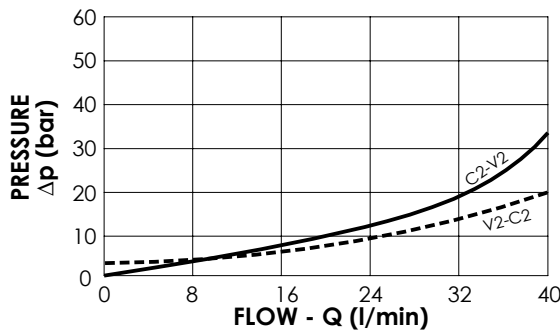
SEALING CAP

Ordering code:
AT000020



NOTES

Setting: at least 1.3 times the load induced pressure



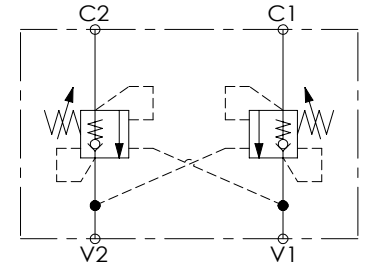
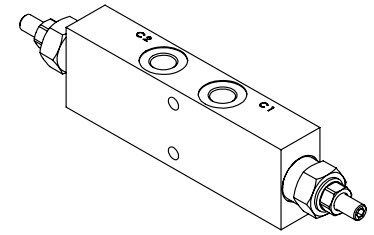
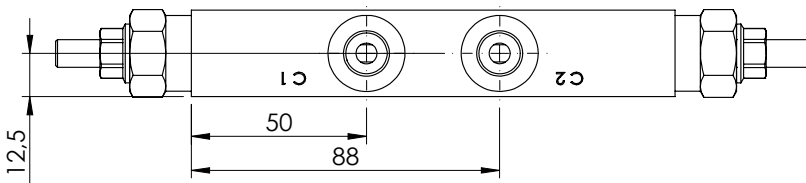
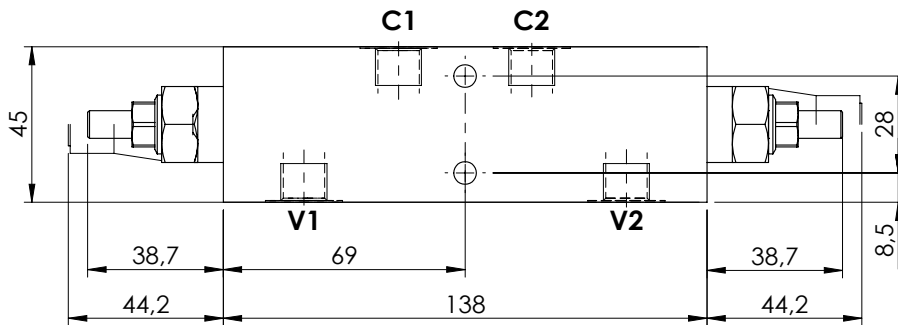
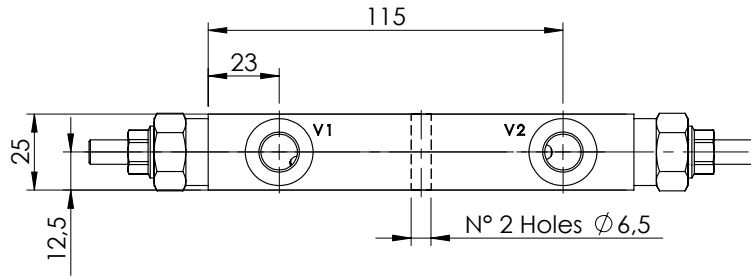
ORDERING CODES

Quick code	Description	Pilot ratio	Main ports size	Standard setting (bar, Q=5 l/min)	Adjust. range (bar)	Pressure increase (bar/turn)
MB000219	MBDN-040-ALNP-04-G14-N350	4,1:1	V1, V2: G1/4" C1, C2: G1/4"	350	100-350	184

OVERCENTRE VALVE

MBDN-040-ALNR

DOUBLE ACTING

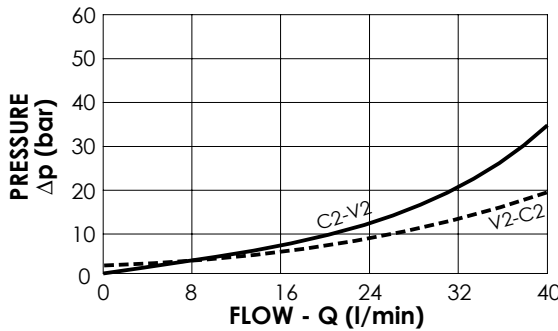
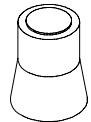


SPECIFICATIONS

Max. operating pressure:	350 bar
Rated flow:	40 l/min
Manifold:	Steel
Weight:	1,22 kg

SEALING CAP

Ordering code:
AT000020



NOTES

Setting: at least 1.3 times the load induced pressure

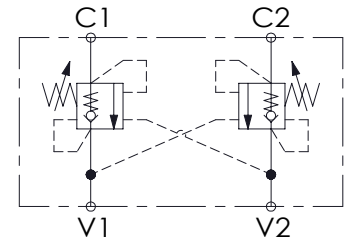
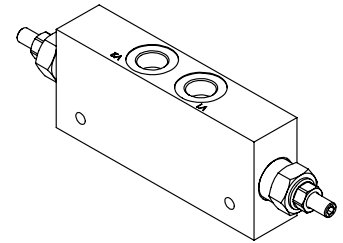
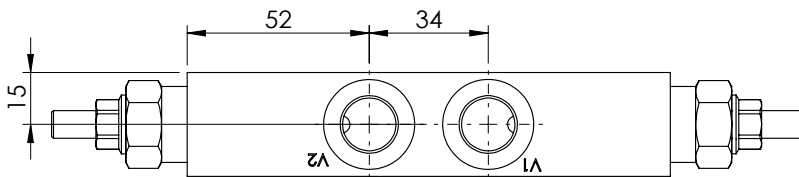
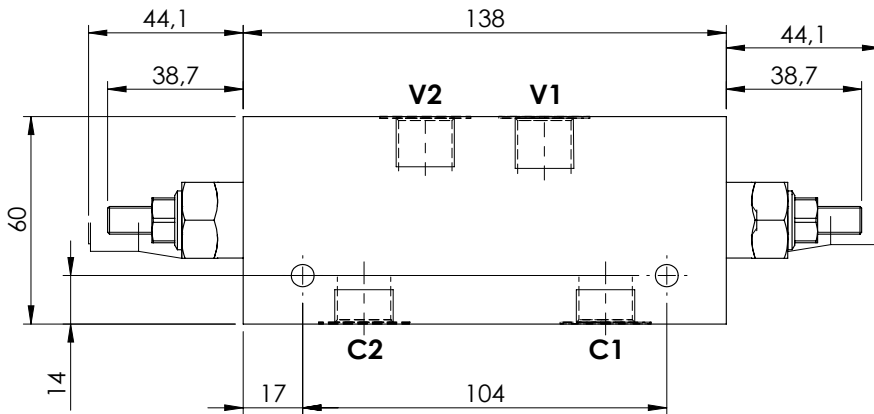
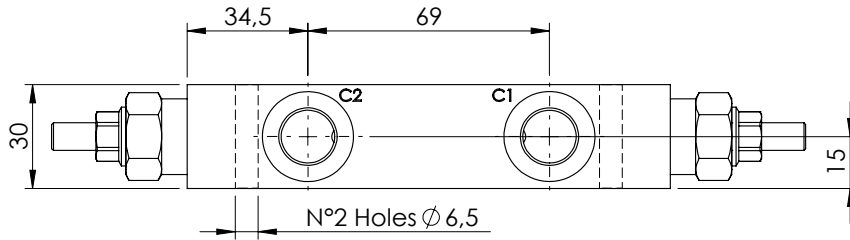
ORDERING CODES

Quick code	Description	Pilot ratio	Main ports size	Standard setting (bar, Q=5 l/min)	Adjust. range (bar)	Pressure increase (bar/turn)
MB000072	MBDN-040-ALNR-04-G14-N350	4,1:1	V1, V2: G1/4" C1, C2: G1/4"	350	100-350	184
MB000873	MBDN-040-ALNR-04-G14-N200	4,1:1	V1, V2: G1/4" C1, C2: G1/4"	200	60-210	83
MB000381	MBDN-040-ALNR-07-G14-N350	7,5:1	V1, V2: G1/4" C1, C2: G1/4"	350	100-350	138

OVERCENTRE VALVE

MBDN-040-ZLNN

DOUBLE ACTING

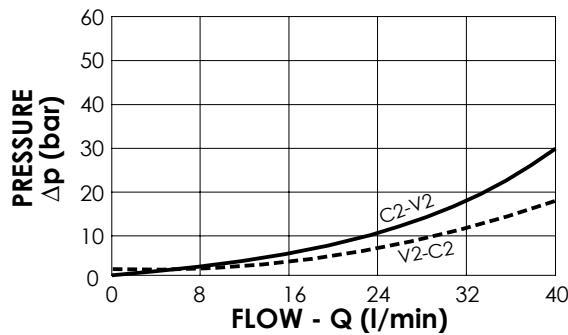
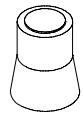


SPECIFICATIONS

Max. operating pressure:	350 bar
Rated flow:	40 l/min
Manifold:	Aluminium
Weight:	0,78 kg

SEALING CAP

Ordering code:
AT000020



NOTES

Setting: at least 1.3 times the load induced pressure

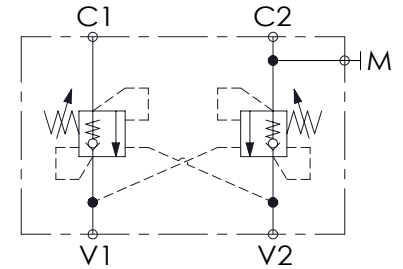
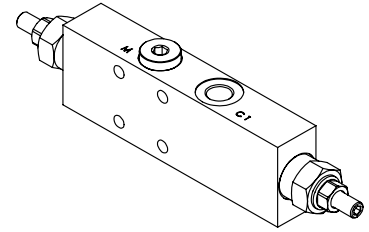
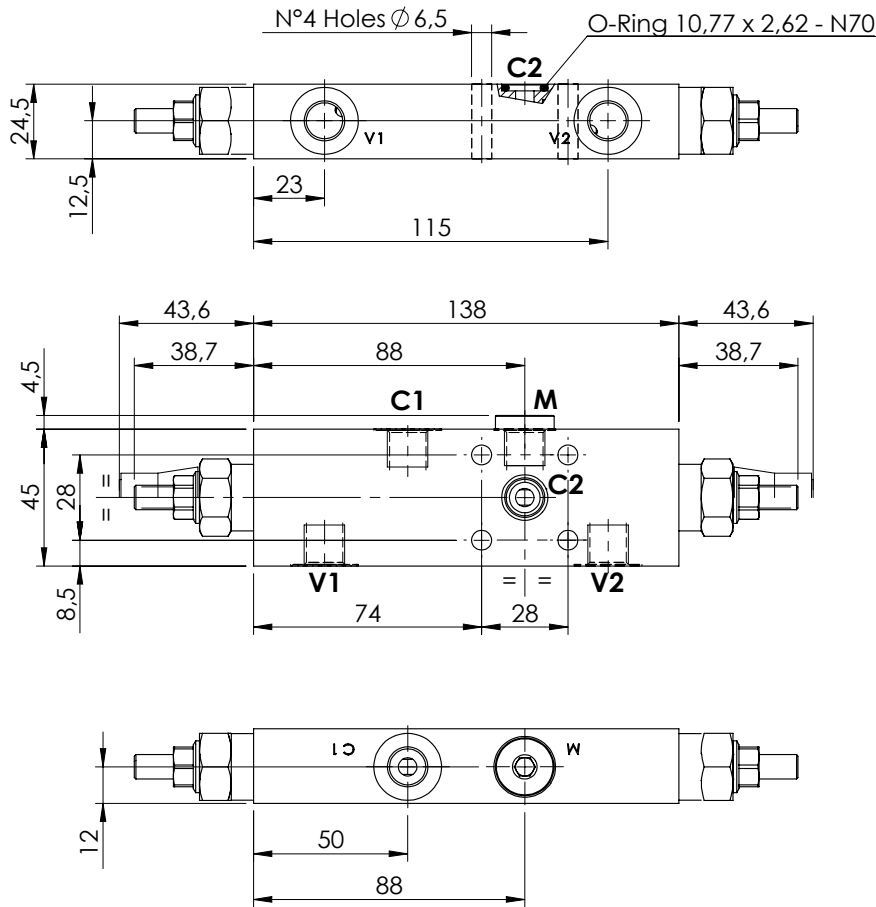
ORDERING CODES

Quick code	Description	Pilot ratio	Main ports size	Standard setting (bar, Q=5 l/min)	Adjust. range (bar)	Pressure increase (bar/turn)
MB000310	MBDN-040-ZLNN-04-G38-N350	4,1:1	V1,V2: G 3/8" C1,C2: G 3/8"	350	100-350	184
MB000311	MBDN-040-ZLNN-04-G38-N200	4,1:1	V1,V2: G 3/8" C1,C2: G 3/8"	200	60-210	83
MB000312	MBDN-040-ZLNN-04-G38-N100	4,1:1	V1,V2: G 3/8" C1,C2: G 3/8"	100	45-100	45
MB000341	MBDN-040-ZLNN-07-G38-N350	7,5:1	V1,V2: G 3/8" C1,C2: G 3/8"	350	100-350	138
MB000409	MBDN-040-ZLNN-07-G38-N200	7,5:1	V1,V2: G 3/8" C1,C2: G 3/8"	200	60-210	80

OVERCENTRE VALVE

MBDN-040-AANR

**DOUBLE ACTING
ONE FLANGED PORT**

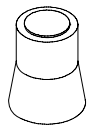


SPECIFICATIONS

Max. operating pressure:	350 bar
Rated flow:	40 l/min
Manifold:	Steel
Weight:	1,2 kg

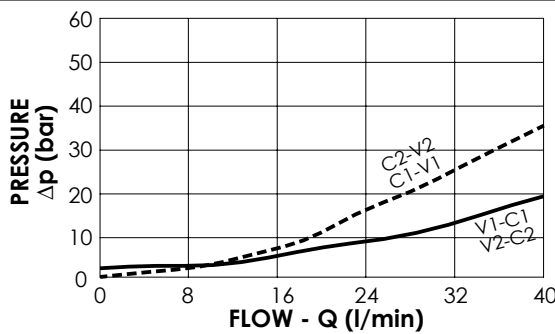
SEALING CAP

Ordering code:
AT000020



NOTES

Setting: at least 1.3 times the load induced pressure



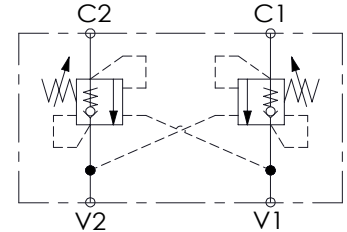
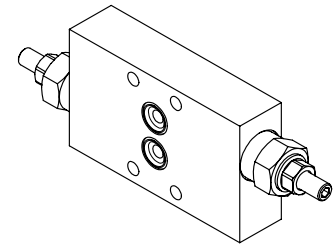
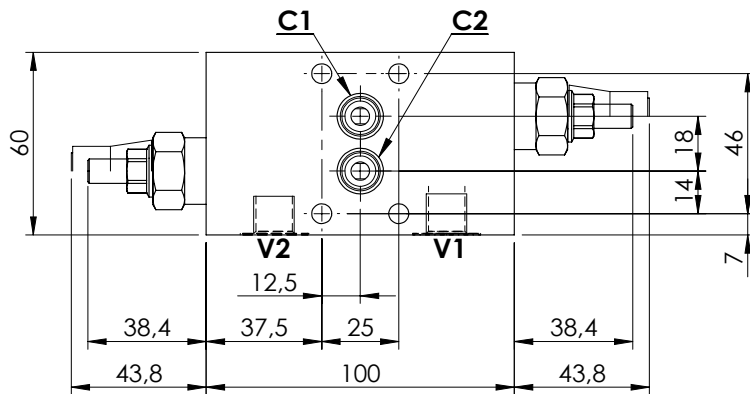
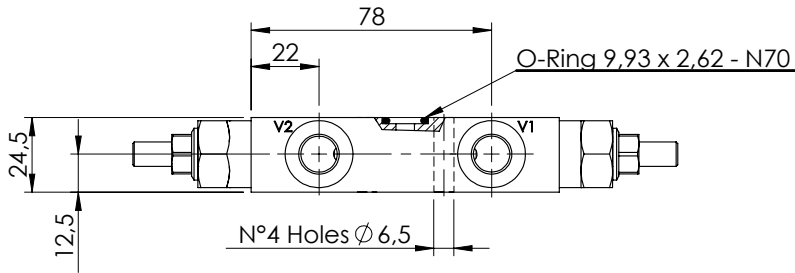
ORDERING CODES

Quick code	Description	Pilot ratio	Main ports size	Standard setting (bar, Q=5 l/min)	Adjust. range (bar)	Pressure increase (bar/turn)
MB000106	MBDN-040-AANR-04-G14-N350	4,1:1	V1, V2: G1/4" C1: G1/4" C2:Ø6	350	100-350	184
MB000583	MBDN-040-AANR-07-G14-N350	7,5:1	V1, V2: G1/4" C1: G1/4" C2:Ø6	350	100-350	138

OVERCENTRE VALVE

MBDN-040-ABNP

DOUBLE ACTING
TWO FLANGED PORTS

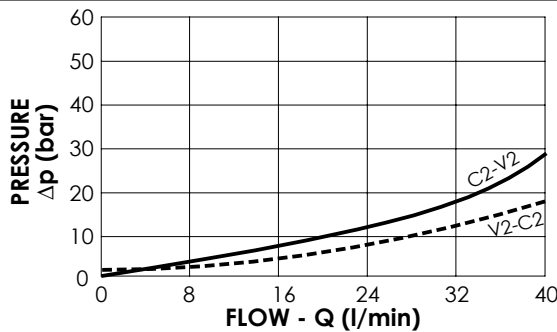
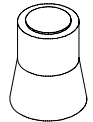


SPECIFICATIONS

Max. operating pressure:	350 bar
Rated flow:	40 l/min
Manifold:	Steel
Weight:	1,15 kg

SEALING CAP

Ordering code:
AT000020



NOTES

Setting: at least 1.3 times the load induced pressure

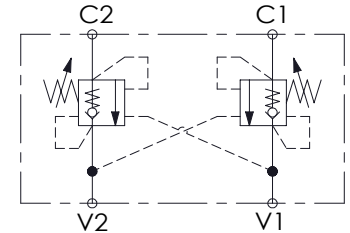
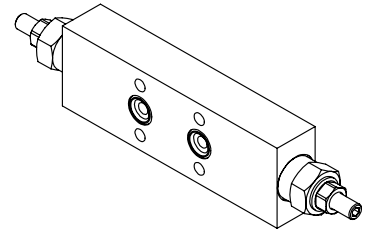
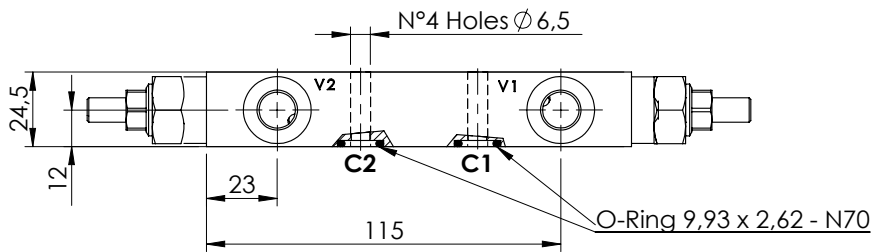
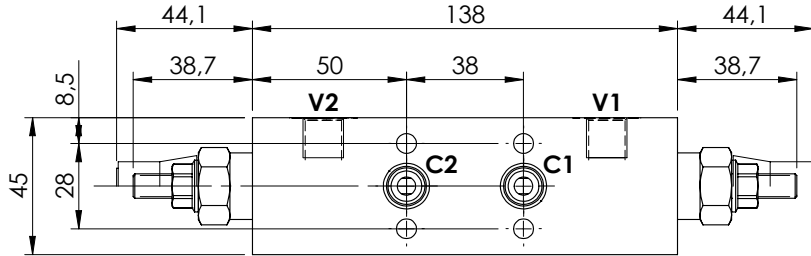
ORDERING CODES

Quick code	Description	Pilot ratio	Main ports size	Standard setting (bar, Q=5 l/min)	Adjust. range (bar)	Pressure increase (bar/turn)
MB000334	MBDN-040-ABNP-04-G14-N350	4,1:1	V1, V2: G1/4" C1, C2: Ø6	350	100-350	184

OVERCENTRE VALVE

MBDN-040-ABNR

DOUBLE ACTING
TWO FLANGED PORTS

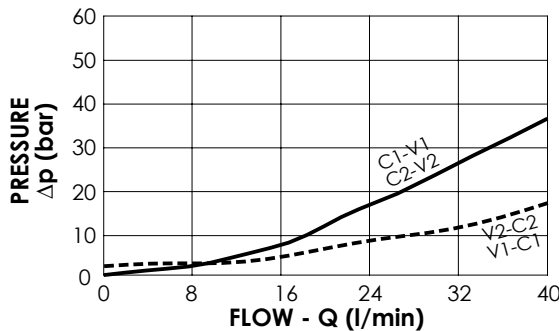
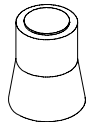


SPECIFICATIONS

Max. operating pressure:	350 bar
Rated flow:	40 l/min
Manifold:	Steel
Weight:	1,21 kg

SEALING CAP

Ordering code:
AT000020



NOTES

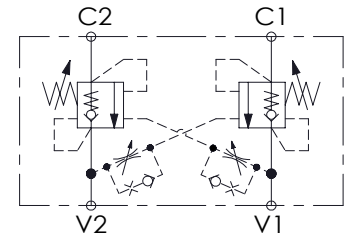
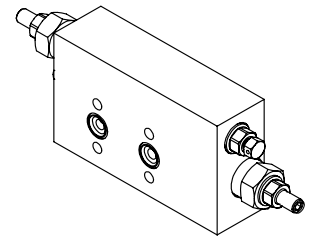
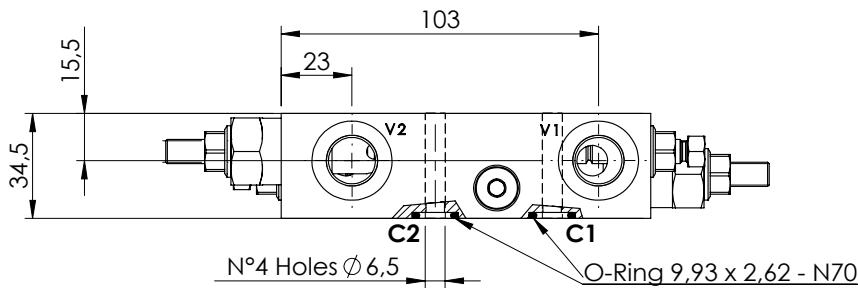
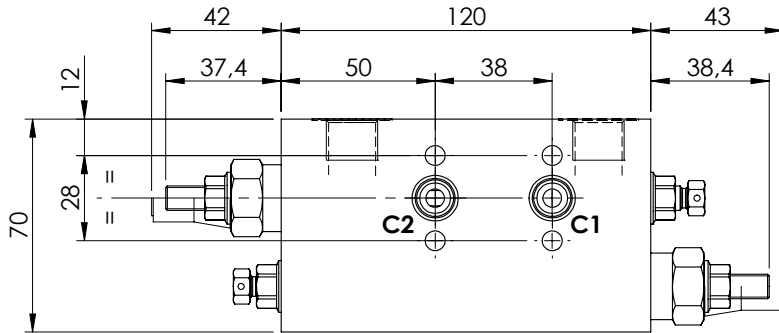
Setting: at least 1.3 times the load induced pressure

ORDERING CODES

Quick code	Description	Pilot ratio	Main ports size	Standard setting (bar, Q=5 l/min)	Adjust. range (bar)	Pressure increase (bar/turn)
MB000110	MBDN-040-ABNR-04-G14-N350	4,1:1	V1, V2: G1/4" C1, C2: Ø6	350	100-350	184
MB000331	MBDN-040-ABNR-07-G14-N350	7,5:1	V1, V2: G1/4" C1, C2: Ø6	350	100-350	138
MB000589	MBDN-040-ABNR-11-G14-N350	11,5:1	V1, V2: G1/4" C1, C2: Ø6	350	100-350	228

OVERCENTRE VALVE

MBDN-040-ABNV DOUBLE ACTING
TWO FLANGED PORTS

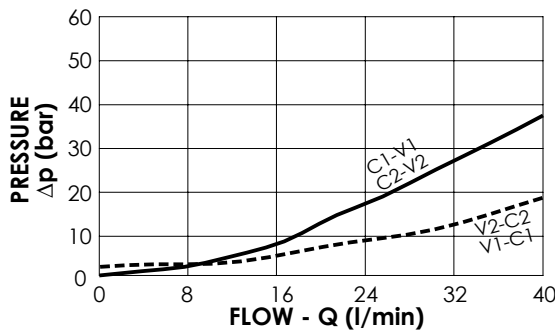
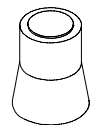


SPECIFICATIONS

Max. operating pressure:	350 bar
Rated flow:	40 l/min
Manifold:	Steel
Weight:	2,19 kg

SEALING CAP

Ordering code:
AT000020



NOTES

Setting: at least 1.3 times the load induced pressure

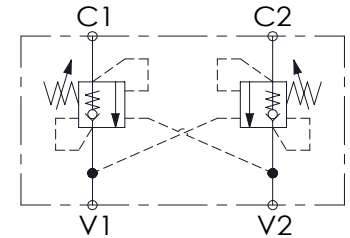
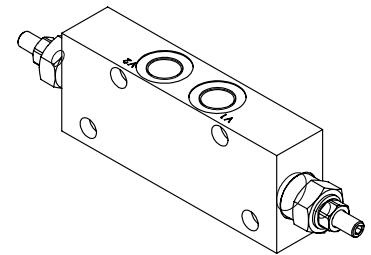
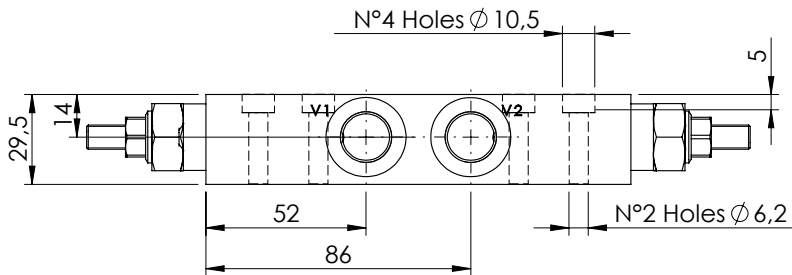
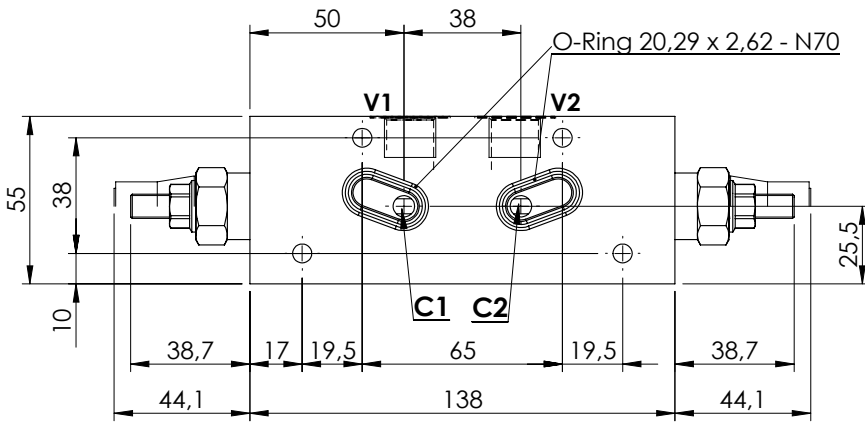
ORDERING CODES

Quick code	Description	Pilot ratio	Main ports size	Standard setting (bar, Q=5 l/min)	Adjust. range (bar)	Pressure increase (bar/turn)
MB000590	MBDN-040-ABNV-04-G38-N350	4,1:1	V1, V2: G3/8" C1, C2: Ø6	350	100-350	184

OVERCENTRE VALVE

MBDN-040-LBNN

**DOUBLE ACTING
TWO FLANGED PORTS**

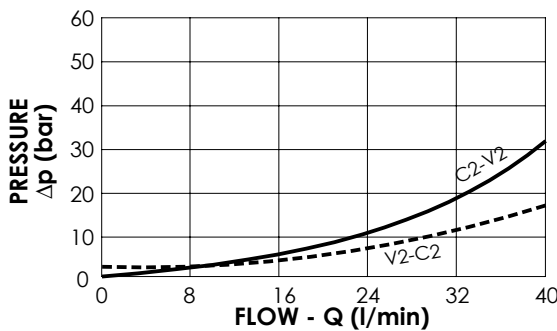
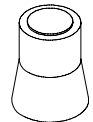


SPECIFICATIONS

Max. operating pressure:	350 bar
Rated flow:	40 l/min
Manifold:	Aluminium
Weight:	0,72 kg

SEALING CAP

Ordering code:
AT000020



NOTES

Setting: at least 1.3 times the load induced pressure

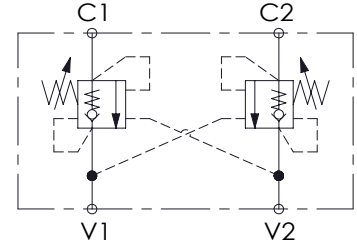
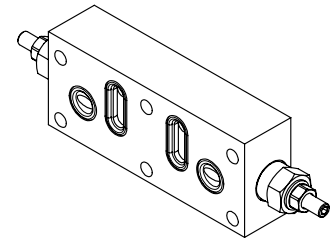
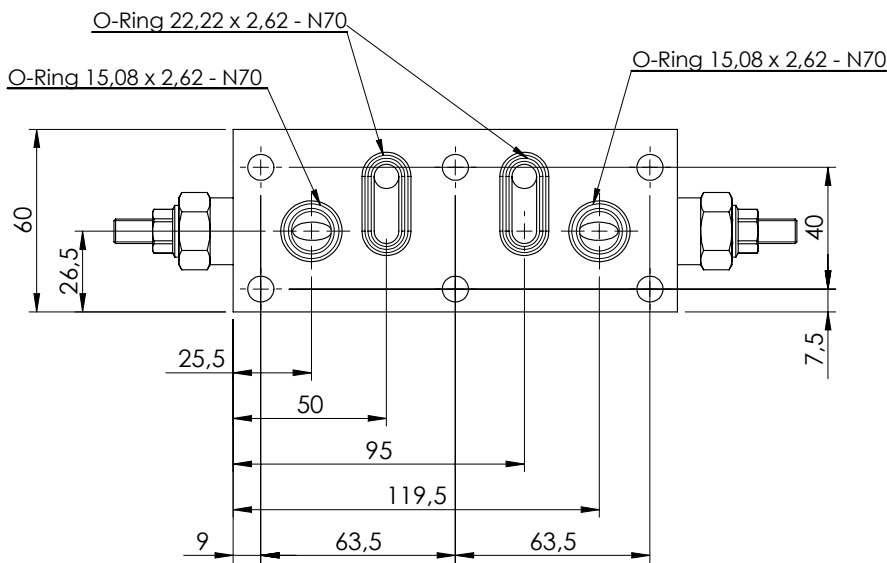
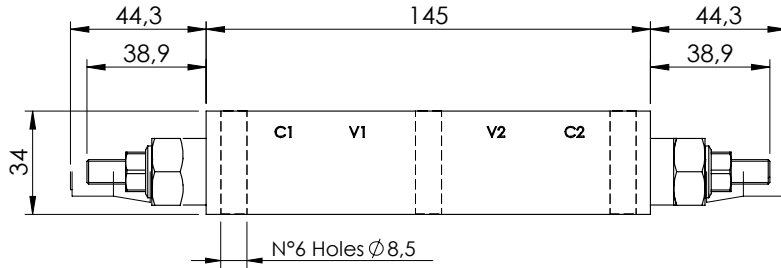
ORDERING CODES

Quick code	Description	Pilot ratio	Main ports size	Standard setting (bar, Q=5 l/min)	Adjust. range (bar)	Pressure increase (bar/turn)
MB000410	MBDN-040-ZBNN-04-G38-N350	4,1:1	V1,V2: G3/8" C1,C2: Ø 7	350	100-350	184
MB000411	MBDN-040-LBNN-04-G38-N200	4,1:1	V1,V2: G3/8" C1,C2: Ø 7	200	60-210	83
MB000412	MBDN-040-LBNN-07-G38-N350	7,5:1	V1,V2: G3/8" C1,C2: Ø 7	350	100-350	138
MB000413	MBDN-040-LBNN-07-G38-N200	7,5:1	V1,V2: G3/8" C1,C2: Ø 7	200	60-210	80

OVERCENTRE VALVE

MBDN-040-ZDNA

**DOUBLE ACTING
ALL FLANGED PORTS**

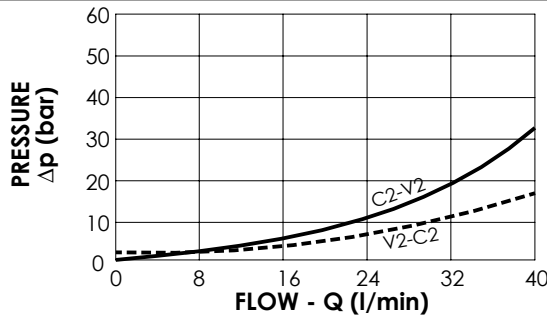
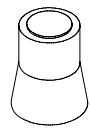


SPECIFICATIONS

Max. operating pressure:	350 bar
Rated flow:	40 l/min
Weight:	0.9 kg

SEALING CAP

Ordering code:
AT000020



NOTES

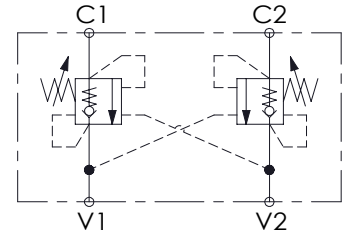
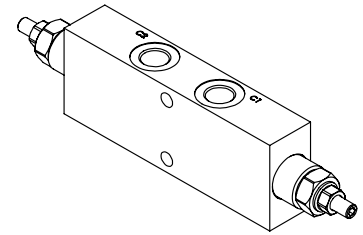

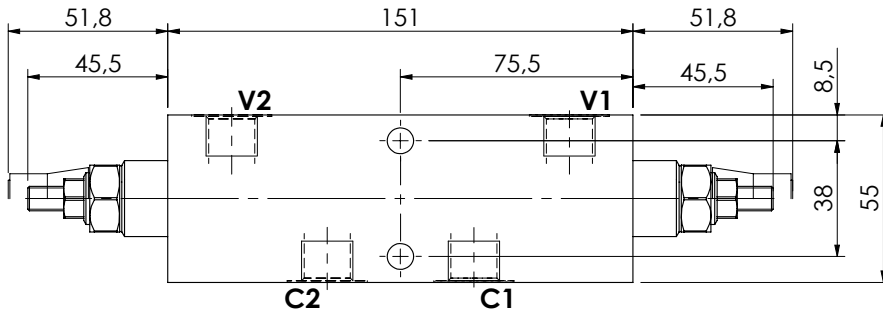
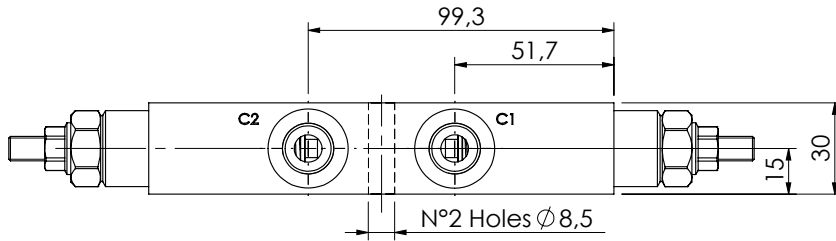
Setting: at least 1.3 times the load induced pressure

ORDERING CODES

Quick code	Description	Pilot ratio	Manifold material	Main ports size	Standard setting (bar, Q=5 l/min)	Adjust. range (bar)	Pressure increase (bar/turn)
MB000523	MBDN-040-ZDNA-04-PTF-N350	4,1:1	Aluminium	V1,V2: Ø8 C1,C2: Ø8	350	100-350	184
MB000524	MBDN-040-ZDNA-04-PTF-N200	4,1:1	Aluminium	V1,V2: Ø8 C1,C2: Ø8	200	60-210	83

OVERCENTRE VALVE

MBDN-060-ALNR DOUBLE ACTING

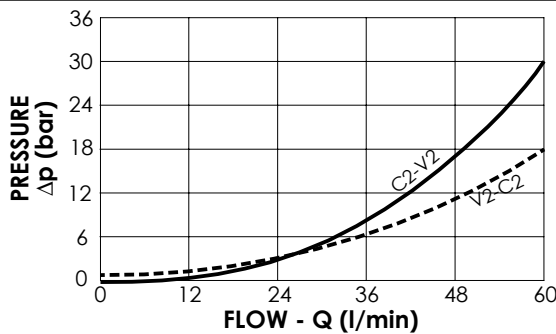
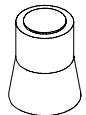


SPECIFICATIONS

Max. operating pressure:	350 bar
Rated flow:	60 l/min
Manifold:	Steel
Weight:	1,92 kg

SEALING CAP

Ordering code:
AT000020



NOTES

Setting: at least 1.3 times the load induced pressure

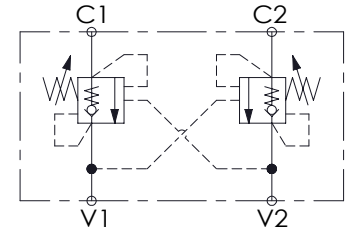
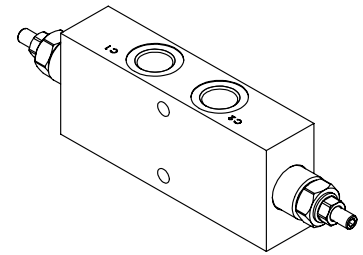
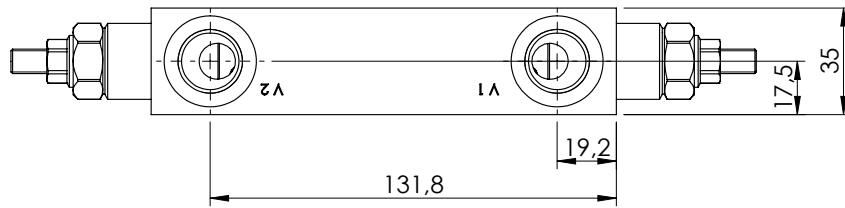
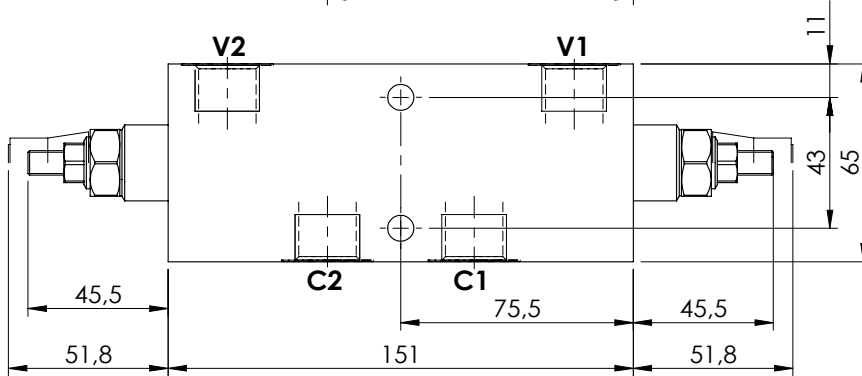
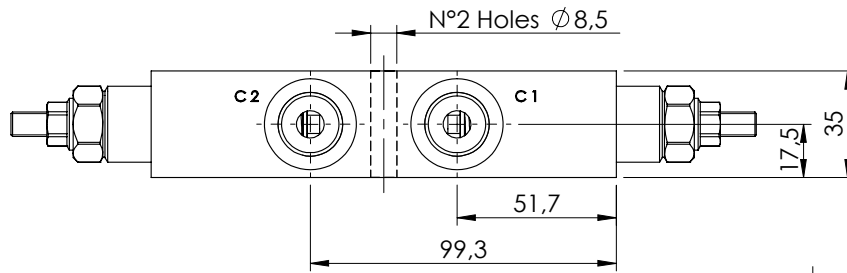
ORDERING CODES

Quick code	Description	Pilot ratio	Main ports size	Standard setting (bar, Q=5 l/min)	Adjust. range (bar)	Pressure increase (bar/turn)
MB000006	MBDN-060-ALNR-04-G38-N350	4,2:1	V1, V2: G3/8" C1, C2: G3/8"	350	100-350	138
MB000084	MBDN-060-ALNR-04-G38-N200	4,2:1	V1, V2: G3/8" C1, C2: G3/8"	200	60-210	62
MB000186	MBDN-060-ALNR-11-G38-N250	11:1	V1, V2: G3/8" C1, C2: G3/8"	250	60-250	69

OVERCENTRE VALVE

MBDN-060-ALNR

DOUBLE ACTING

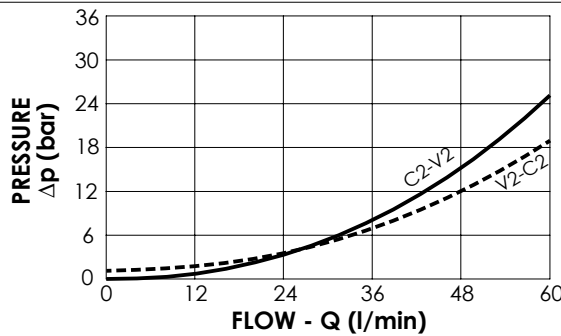
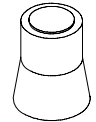


SPECIFICATIONS

Max. operating pressure:	350 bar
Rated flow:	60 l/min
Manifold:	Steel
Weight:	2,56 kg

SEALING CAP

Ordering code:
AT000020



NOTES

Setting: at least 1.3 times the load induced pressure

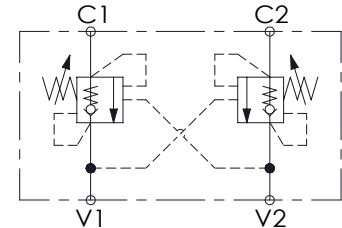
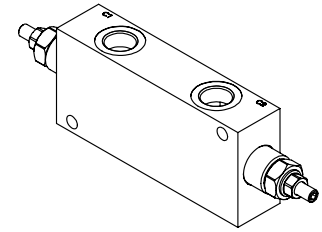
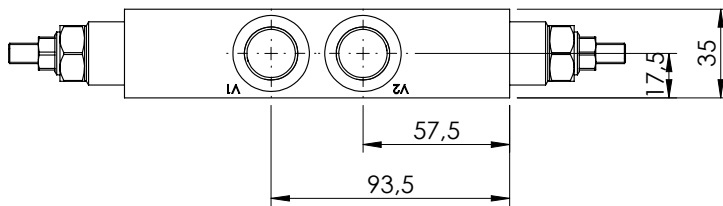
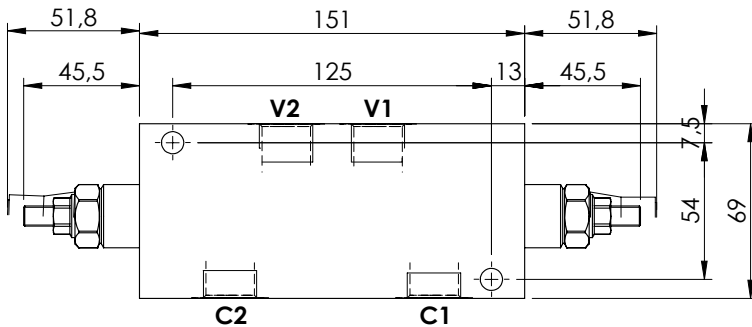
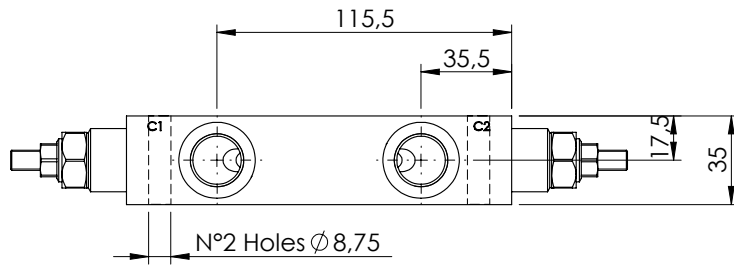
ORDERING CODES

Quick code	Description	Pilot ratio	Main ports size	Standard setting (bar, Q=5 l/min)	Adjust. range (bar)	Pressure increase (bar/turn)
MB000009	MBDN-060-ALNR-04-G12-N350	4,2:1	V1, V2: G1/2" C1, C2: G1/2"	350	100-350	138
MB000263	MBDN-060-ALNR-04-G12-N200	4,2:1	V1, V2: G1/2" C1, C2: G1/2"	200	60-210	62
MB000391	MBDN-060-ALNR-11-G12-N350	11:1	V1, V2: G1/2" C1, C2: G1/2"	350	60-350	69

OVERCENTRE VALVE

MBDN-060-ZLDE

DOUBLE ACTING



SPECIFICATIONS

Max. operating pressure: 350 bar

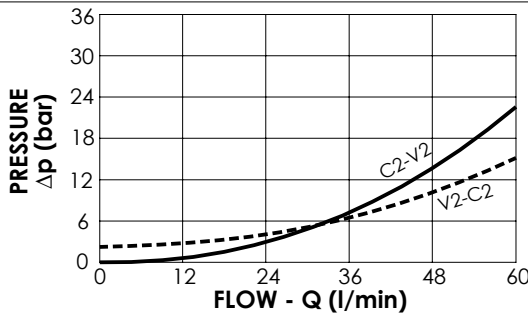
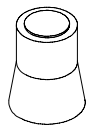
Rated flow: 60 l/min

Weight: Aluminium 1.1 kg; Steel 2.7 kg

SEALING CAP

Ordering code:

AT000020



NOTES

Setting: at least 1.3 times the load induced pressure

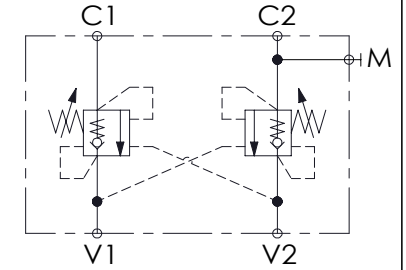
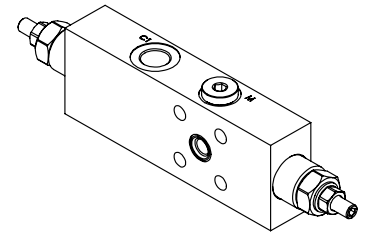
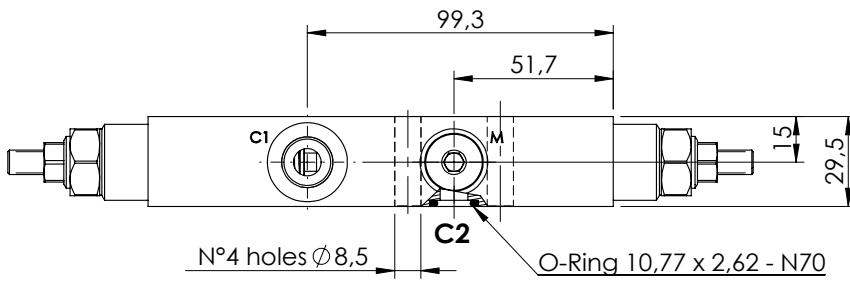
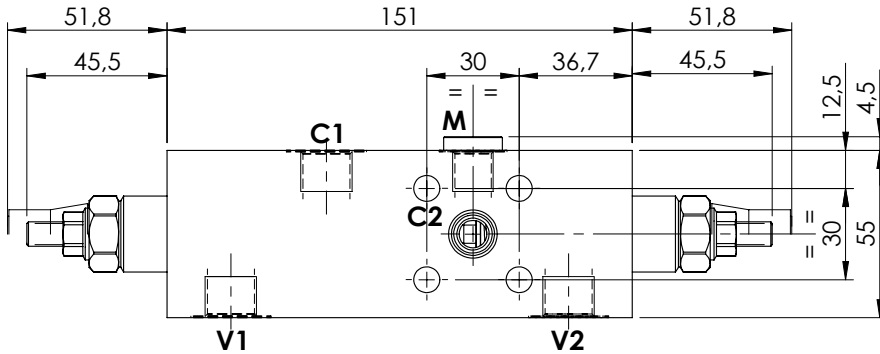
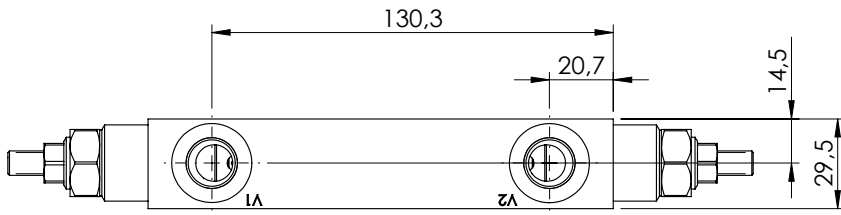
ORDERING CODES

Quick code	Description	Pilot ratio	Manifold material	Main ports size	Standard setting (bar, Q=5 l/min)	Adjust. range (bar)	Pressure increase (bar/turn)
MB000321	MBDN-060-ZLDE-04-G12-N350	4.2:1	Aluminium	V1, V2: G1/2" C1, C2: G1/2"	350	100-350	138
MB000443	MBDN-060-ZLDE-04-G12-N200	4.2:1	Aluminium	V1, V2: G1/2" C1, C2: G1/2"	200	60-210	62
MB000444	MBDN-060-ALDE-04-G12-N350	4.2:1	Steel	V1, V2: G1/2" C1, C2: G1/2"	350	100-350	138
MB000445	MBDN-060-ALDE-04-G12-N200	4.2:1	Steel	V1, V2: G1/2" C1, C2: G1/2"	200	60-210	62
MB000320	MBDN-060-ZLDE-07-G12-N350	7:1	Aluminium	V1, V2: G1/2" C1, C2: G1/2"	350	100-350	106
MB000446	MBDN-060-ZLDE-07-G12-N200	7:1	Aluminium	V1, V2: G1/2" C1, C2: G1/2"	200	60-210	46
MB000447	MBDN-060-ALDE-07-G12-N350	7:1	Steel	V1, V2: G1/2" C1, C2: G1/2"	350	100-350	106
MB000448	MBDN-060-ALDE-07-G12-N200	7:1	Steel	V1, V2: G1/2" C1, C2: G1/2"	200	60-210	46

OVERCENTRE VALVE

MBDN-060-AANR

**DOUBLE ACTING
ONE FLANGED PORT**

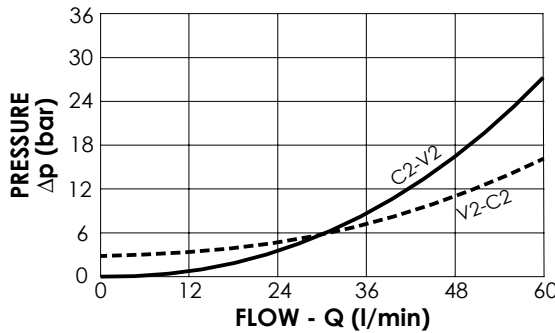
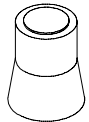


SPECIFICATIONS

Max. operating pressure:	350 bar
Rated flow:	60 l/min
Manifold:	Steel
Weight:	1,88 kg

SEALING CAP

Ordering code:
AT000020



NOTES

Setting: at least 1.3 times the load induced pressure

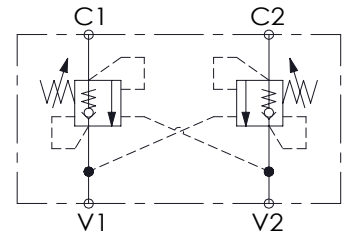
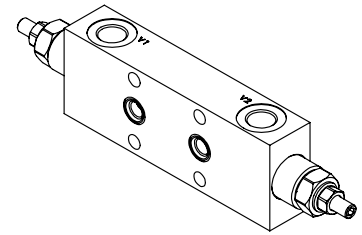
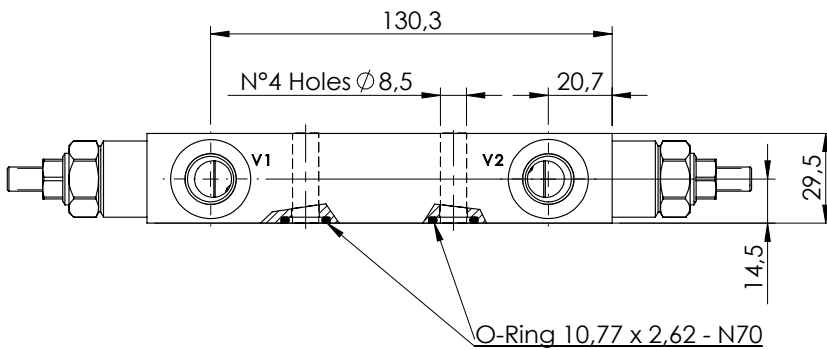
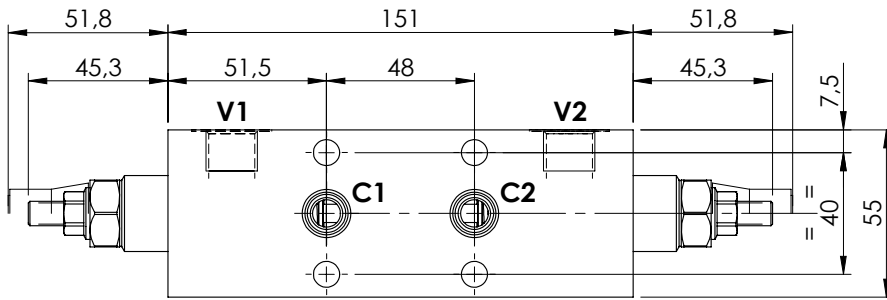
ORDERING CODES

Quick code	Description	Pilot ratio	Main ports size	Standard setting (bar, Q=5 l/min)	Adjust. range (bar)	Pressure increase (bar/turn)
MB000008	MBDN-060-AANR-04-G38-N350	4,2:1	V1, V2, C1: G3/8" C2: Ø9 M: G1/4"	350	100-350	138

OVERCENTRE VALVE

MBDN-060-ABNR

DOUBLE ACTING
TWO FLANGED PORTS

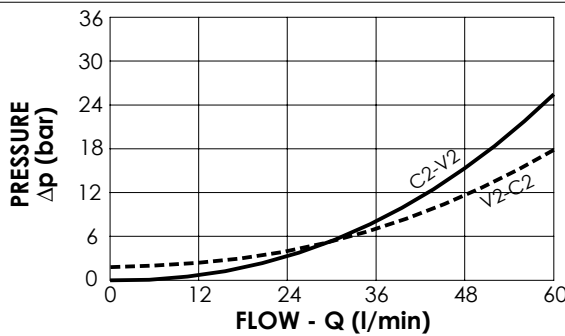
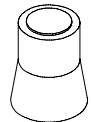


SPECIFICATIONS

Max. operating pressure:	350 bar
Rated flow:	60 l/min
Manifold:	Steel
Weight:	1,89 kg

SEALING CAP

Ordering code:
AT000020



NOTES

Setting: at least 1.3 times the load induced pressure

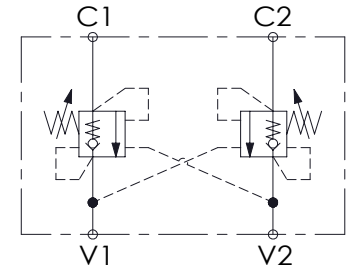
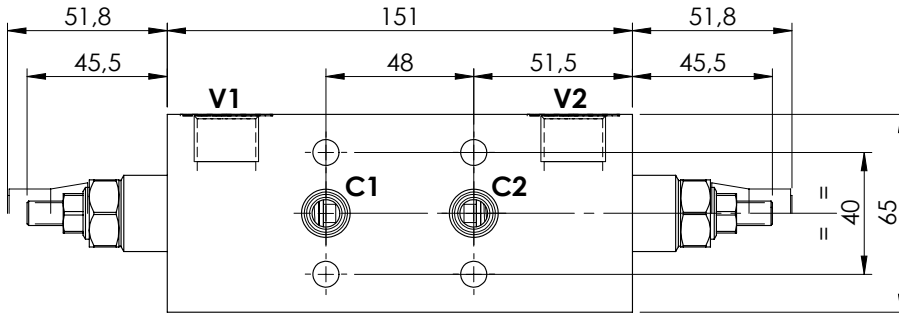
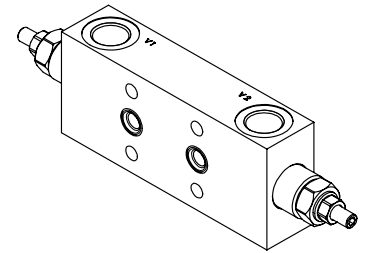
ORDERING CODES

Quick code	Description	Pilot ratio	Main ports size	Standard setting (bar, Q=5 l/min)	Adjust. range (bar)	Pressure increase (bar/turn)
MB000235	MBDN-060-ABNR-11-G38-N250	11:1	V1, V2: G3/8" C1, C2: Ø9	200	60-250	69
MB000087	MBDN-060-ABNR-04-G38-N350	4,2:1	V1, V2: G3/8" C1, C2: Ø9	350	100-350	138
MB000178	MBDN-060-ABNR-04-G38-N200	4,2:1	V1, V2: G3/8" C1, C2: Ø9	200	60-210	62
MB000826	MBDN-060-ABNR-07-G38-N350	7:1	V1, V2: G3/8" C1, C2: Ø9	350	100-350	106

OVERCENTRE VALVE

MBDN-060-ABNR

DOUBLE ACTING,
TWO FLANGED PORTS

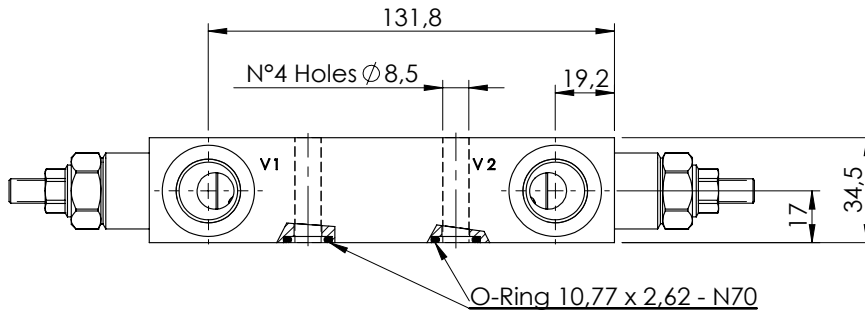
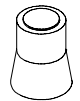


SPECIFICATIONS

Max operating pressure:	420 bar
Rated flow:	60 l/min
Manifold :	Steel
Weight:	2,57 kg

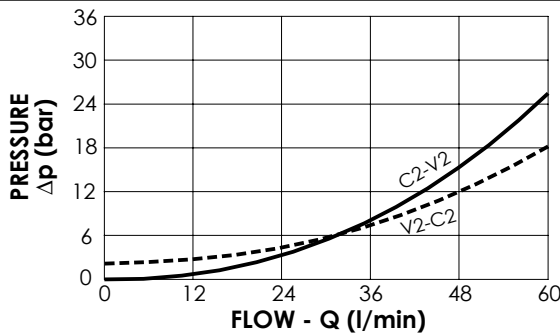
SEALING CAP

Ordering code:
AT000020



NOTES

Setting: at least 1.3 times the load induced pressure



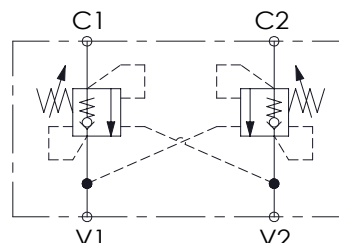
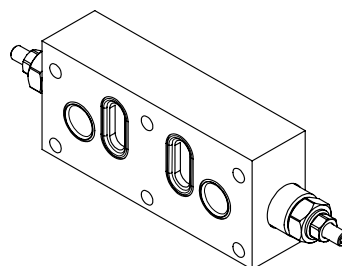
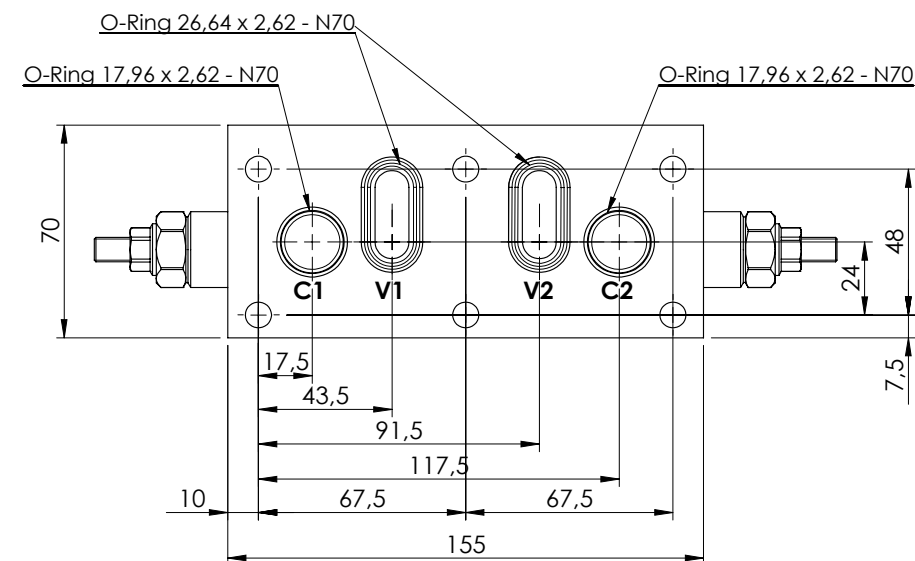
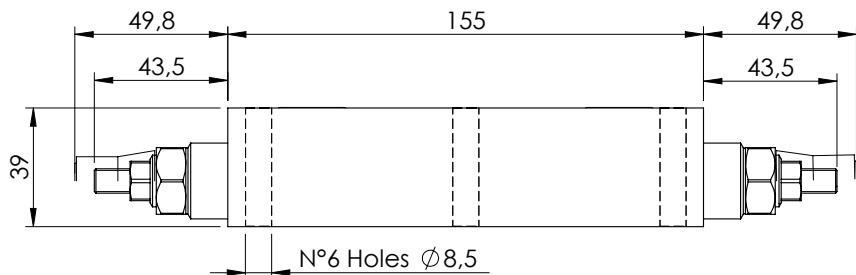
ORDERING CODES

Quick code	Description	Pilot ratio	Main ports size	Standard setting (bar, Q=5 l/min)	Pressure range (bar)	Pressure increase (bar/turn)
MB000016	MBDN-060-ABNR-04-G12-N350	4,2:1	V1, V2: G1/2" C1, C2: Ø 9	350	100-350	138
MB000228	MBDN-060-ABNR-04-G12-N200	4,2:1	V1, V2: G1/2" C1, C2: Ø 9	200	60-210	62
MB000229	MBDN-060-ABNR-11-G12-N200	11:1	V1, V2: G1/2" C1, C2: Ø 9	200	60-250	69
MB000380	MBDN-060-ABNR-11-G12-N350	11:1	V1, V2: G1/2" C1, C2: Ø 9	350	150-420	161

OVERCENTRE VALVE

MBDN-060-ZDNA

DOUBLE ACTING
ALL FLANGED PORTS



SPECIFICATIONS

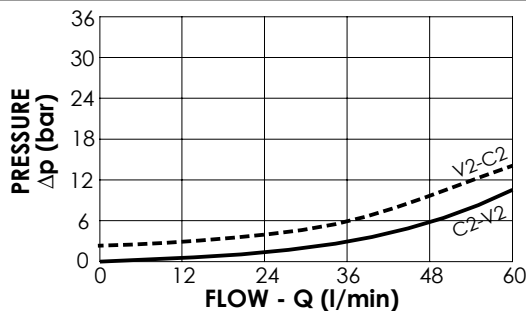
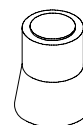
Max. operating pressure: 350 bar

Rated flow: 60 l/min

Weight: Aluminium 1.3kg, Steel 3.1kg

SEALING CAP

Ordering code:
AT000020



NOTES

Setting: at least 1.3 times the load induced pressure

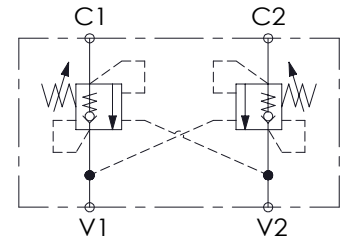
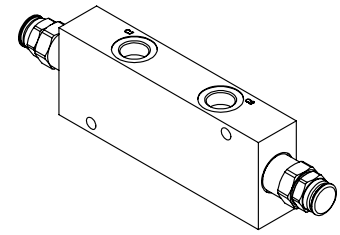
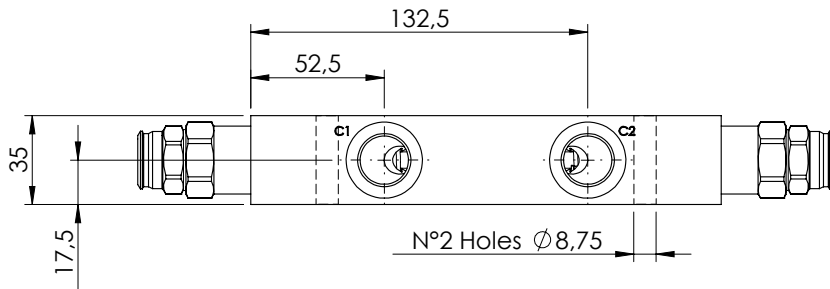
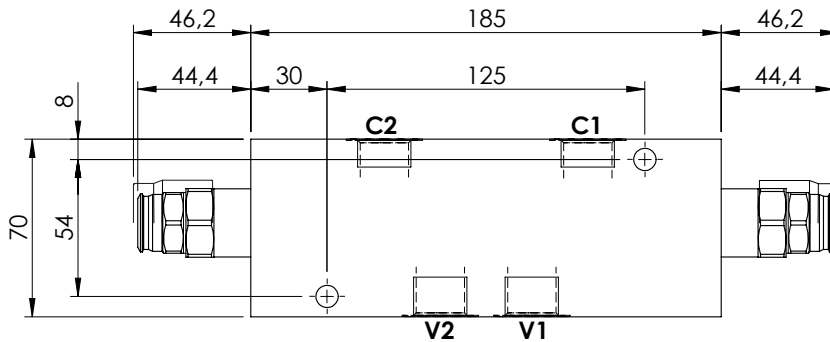
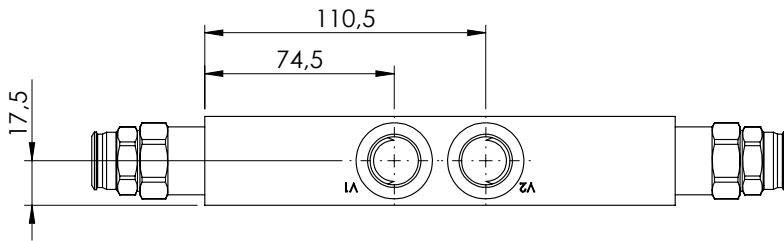
ORDERING CODES

Quick code	Description	Pilot ratio	Manifold material	Main ports size	Standard setting (bar, Q=5 l/min)	Adjust. range (bar)	Pressure increase (bar/turn)
MB000404	MBDN-060-ZDNA-04-PTF-N350	4,2:1	Aluminium	V1,V2: Ø10 C1,C2: Ø10	350	100-350	138
MB000405	MBDN-060-ZDNA-04-PTF-N200	4,2:1	Aluminium	V1,V2: Ø10 C1,C2: Ø10	200	60-210	62
MB000424	MBDN-060-ADNA-04-PTF-N350	4,2:1	Steel	V1,V2: Ø10 C1,C2: Ø10	350	100-350	138
MB000442	MBDN-060-ADNA-04-PTF-N200	4,2:1	Steel	V1,V2: Ø10 C1,C2: Ø10	200	60-210	62
MB000399	MBDN-060-ZDNA-07-PTF-N350	7:1	Aluminium	V1,V2: Ø10 C1,C2: Ø10	350	100-350	106
MB000403	MBDN-060-ZDNA-07-PTF-N200	7:1	Aluminium	V1,V2: Ø10 C1,C2: Ø10	200	60-210	46
MB000441	MBDN-060-ADNA-07-PTF-N350	7:1	Steel	V1,V2: Ø10 C1,C2: Ø10	350	100-350	106
MB000440	MBDN-060-ADNA-07-PTF-N200	7:1	Steel	V1,V2: Ø10 C1,C2: Ø10	200	60-210	46

OVERCENTRE VALVE

MBDN-100-ALDE

DOUBLE ACTING

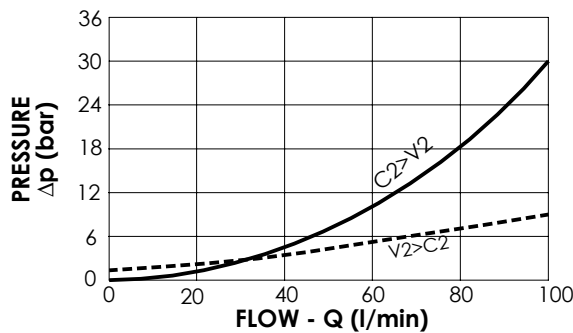
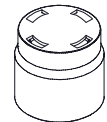


SPECIFICATIONS

Max. operating pressure:	350 bar
Rated flow:	100 l/min
Manifold:	Steel
Weight:	Steel 3,42 kg

SEALING CAP

Ordering code:
PT000243



NOTES

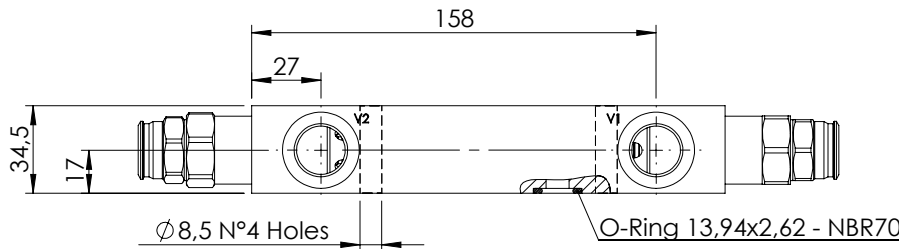
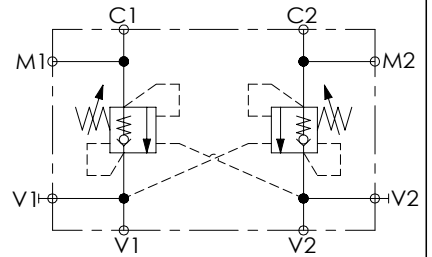
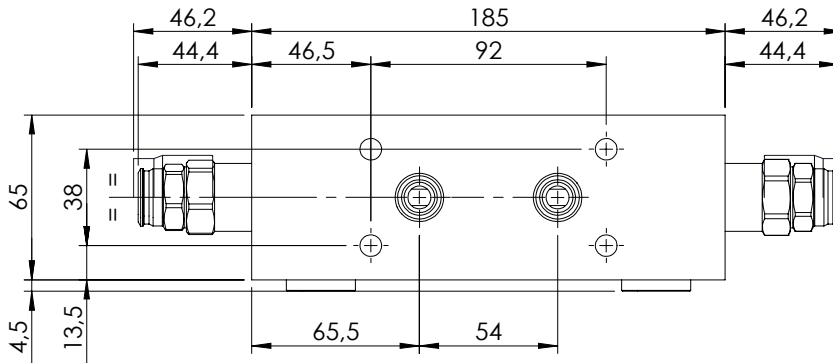
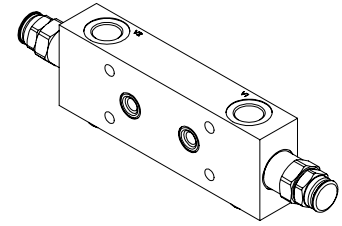
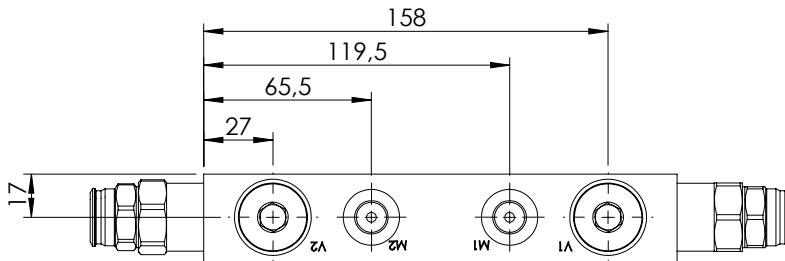
Setting: at least 1.3 times the load induced pressure

ORDERING CODES

Quick code	Description	Pilot ratio	Main ports size	Manifold material	Standard setting (bar, Q=5 l/min)	Adjust. range (bar)	Pressur increase (bar/turn)
MB000398	MBDN-100-ALDE-04-G12-N350	4:1	V1,V2: G 1/2" C1,C2: G 1/2"	Steel	350	100-350	118
MB000400	MBDN-100-ALDE-04-G12-N200	4:1	V1,V2: G 1/2" C1,C2: G 1/2"	Steel	200	70-210	68
MB000395	MBDN-100-ALDE-08-G12-N350	8:1	V1,V2: G 1/2" C1,C2: G 1/2"	Steel	350	100-350	132
MB000401	MBDN-100-ALDE-08-G12-N200	8:1	V1,V2: G 1/2" C1,C2: G 1/2"	Steel	200	70-210	74

OVERCENTRE VALVE

MBDN-100-ABNR DOUBLE ACTING
TWO FLANGED PORTS

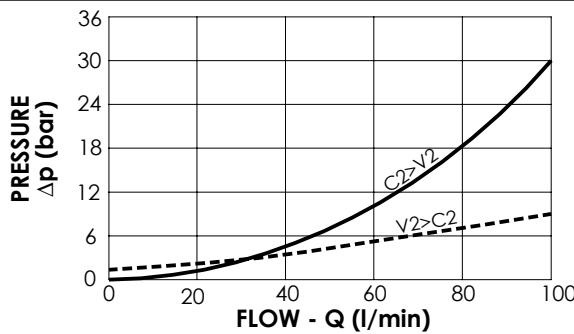
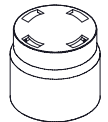


SPECIFICATIONS

Max. operating pressure:	350 bar
Rated flow:	100 l/min
Manifold:	Steel
Weight:	3,19 kg

SEALING CAP

Ordering code:
PT000243



NOTES

Setting: at least 1.3 times the load induced pressure

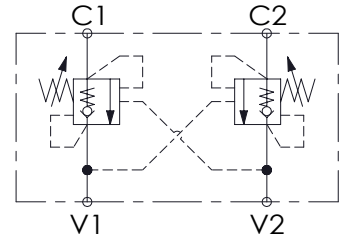
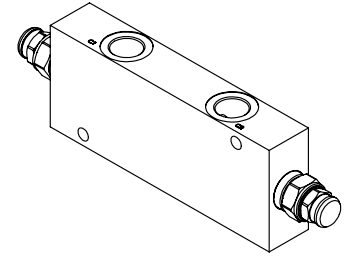
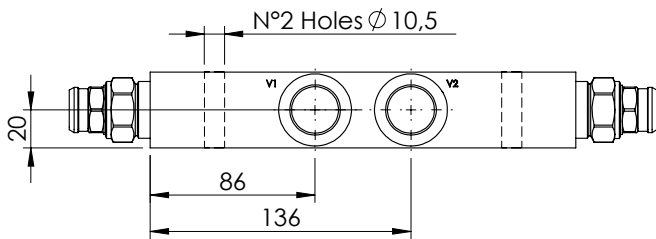
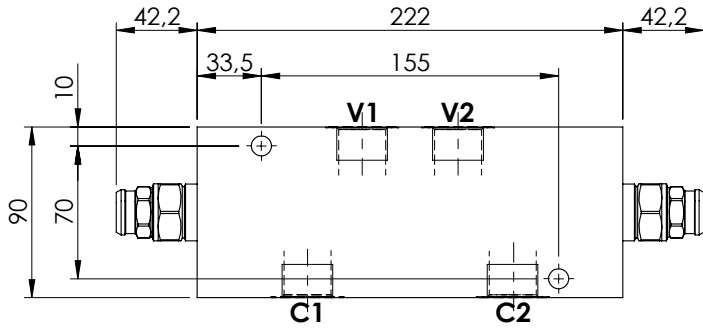
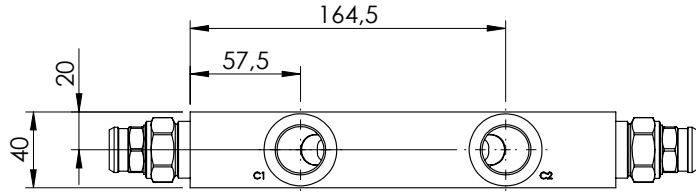
ORDERING CODES

Quick code	Description	Pilot ratio	Main ports size	Standard setting (bar, Q=5 l/min)	Adjust. range (bar)	Pressure increase (bar/turn)
MB000911	MBDN-100-ABNR-04-G12-N350	4:1	V1, V2: G 1/2" C1, C2: Ø9 M1, M2: G 1/4"	350	100-350	118

OVERCENTRE VALVE

MBDN-150-ZLDE

DOUBLE ACTING

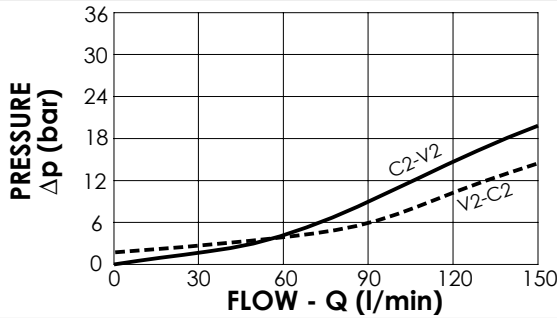
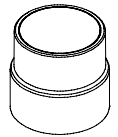


SPECIFICATIONS

Max. operating pressure:	350 bar
Rated flow:	150 l/min
Weight:	Aluminium 2,4 kg; Steel 5.7 kg

SEALING CAP

Ordering code:
ST000012



NOTES

Setting: at least 1.3 times the load induced pressure

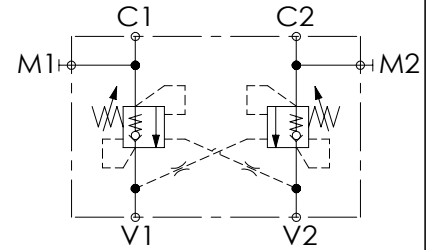
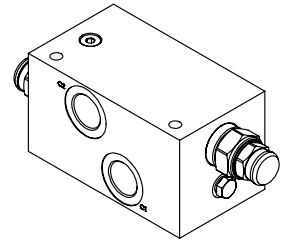
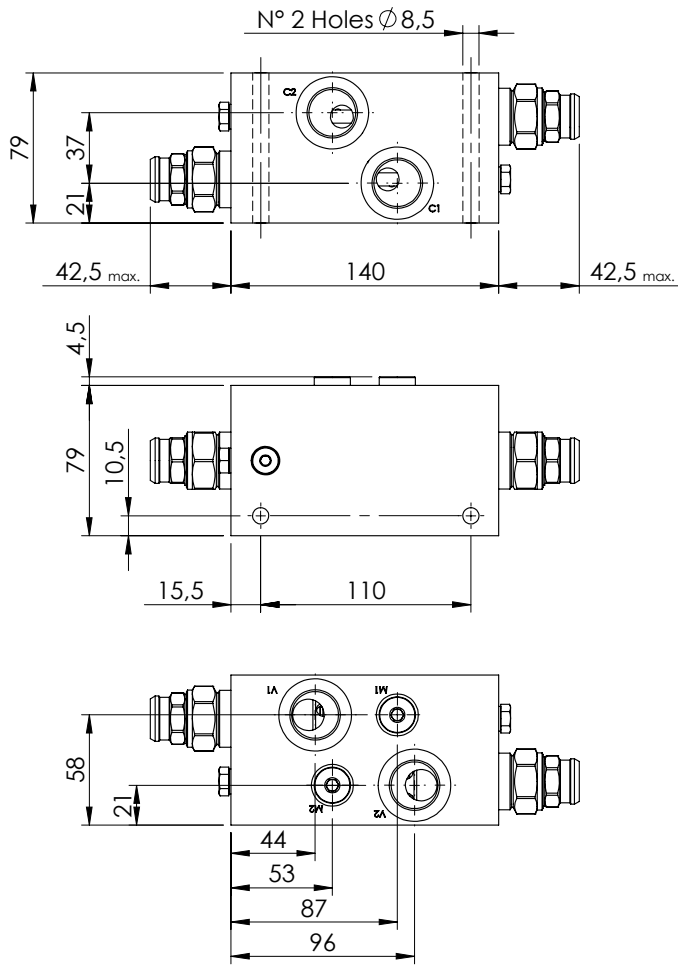
ORDERING CODES

Quick code	Description	Pilot ratio	Manifold material	Main ports size	Standard setting (bar, Q=5 l/min)	Adjust. range (bar)	Pressure increase (bar/turn)
MB000414	MBDN-150-ZLDE-04-G34-N350	4:1	Aluminium	V1, V2: G3/4" C1, C2: G3/4"	350	100-350	104
MB000415	MBDN-150-ZLDE-04-G34-N200	4:1	Aluminium	V1, V2: G3/4" C1, C2: G3/4"	200	60-210	56
MB000407	MBDN-150-ZLDE-08-G34-N350	8:1	Aluminium	V1, V2: G3/4" C1, C2: G3/4"	350	100-350	82
MB000408	MBDN-150-ZLDE-08-G34-N200	8:1	Aluminium	V1, V2: G3/4" C1, C2: G3/4"	200	60-210	47
MB000420	MBDN-150-ALDE-04-G34-N350	4:1	Steel	V1, V2: G3/4" C1, C2: G3/4"	350	100-350	104
MB000421	MBDN-150-ALDE-04-G34-N200	4:1	Steel	V1, V2: G3/4" C1, C2: G3/4"	200	60-210	56
MB000418	MBDN-150-ALDE-08-G34-N350	8:1	Steel	V1, V2: G3/4" C1, C2: G3/4"	350	100-350	82
MB000419	MBDN-150-ALDE-08-G34-N200	8:1	Steel	V1, V2: G3/4" C1, C2: G3/4"	200	60-210	47

OVERCENTRE VALVE

MBDN-150-ZLNP

DOUBLE ACTING

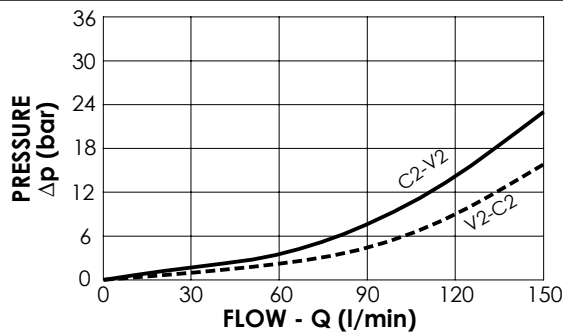
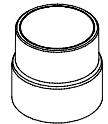


SPECIFICATIONS

Max. operating pressure:	350 bar
Rated flow:	150 l/min
Manifold:	Aluminium
Weight:	2,69 kg

SEALING CAP

Ordering code:
ST000012



NOTES

Setting: at least 1.3 times the load induced pressure

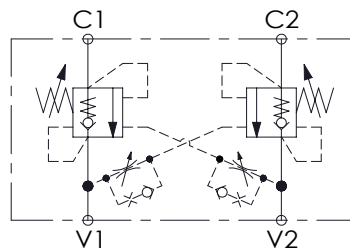
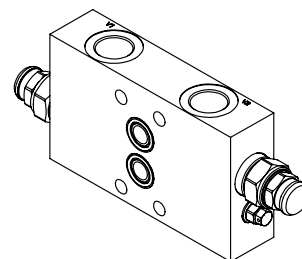
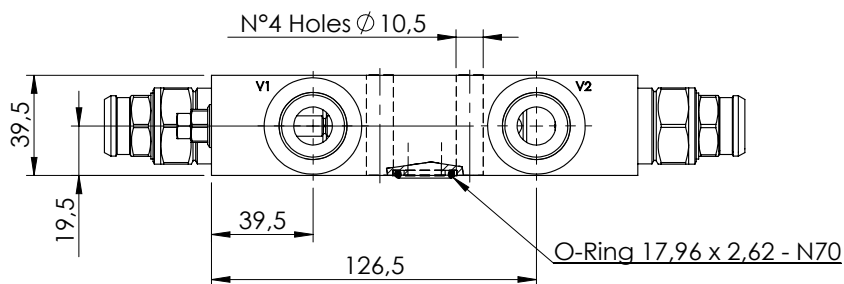
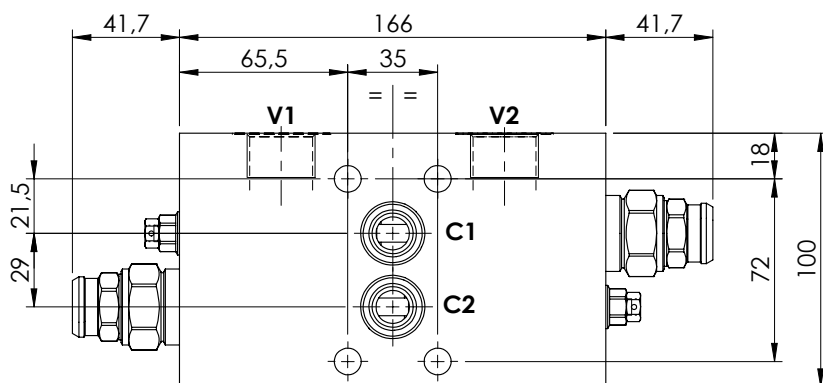
ORDERING CODES

Quick code	Description	Pilot ratio	Main ports size	Standard setting (bar, Q=5 l/min)	Adjust. range (bar)	Pressure increase (bar/turn)
MB000210	MBDN-150-ZLNP-04-G34-N350	4:1	V1, V2: G3/4" C1, C2: G3/4"	350	100-350	104

OVERCENTRE VALVE

MBDN-150-ZBNV

DOUBLE ACTING
TWO FLANGED PORTS

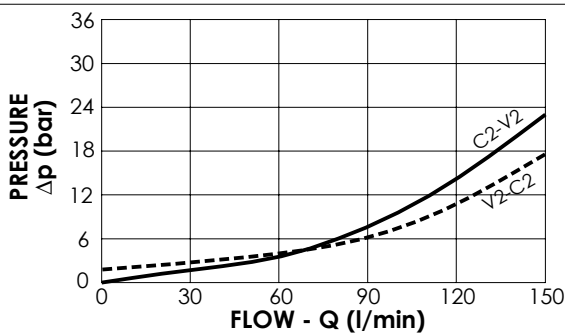
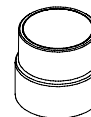


SPECIFICATIONS

Max. operating pressure:	350 bar
Rated flow:	150 l/min
Manifold:	Aluminium
Weight:	2,15 kg

SEALING CAP

Ordering code:
ST00012



NOTES

Setting: at least 1.3 times the load induced pressure

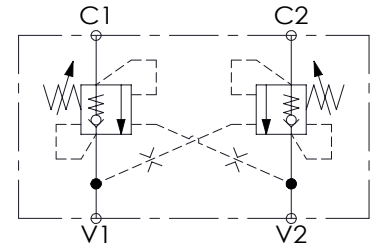
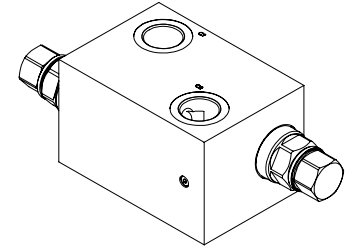
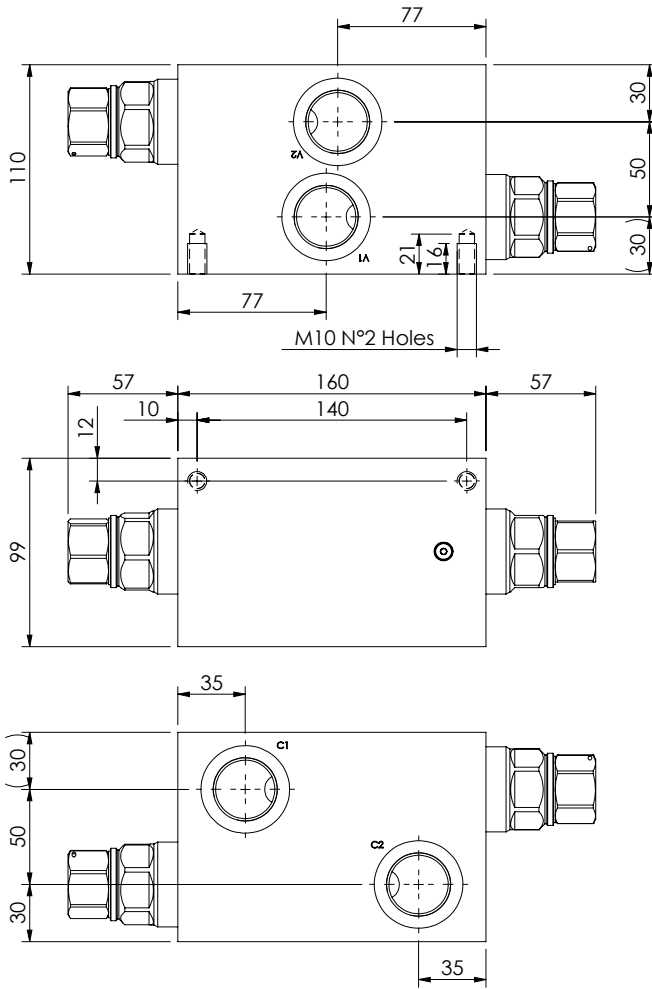
ORDERING CODES

Quick code	Description	Pilot ratio	Main ports size	Standard setting (bar, Q=5 l/min)	Adjust. range (bar)	Pressure increase (bar/turn)
MB000428	MBDN-150-ZBNV-04-G34-N350	4:1	V1,V2: G3/4" C1,C2: Ø 13	350	100-350	104

OVERCENTRE VALVE

MBDN-300-ZLNR

DOUBLE ACTING

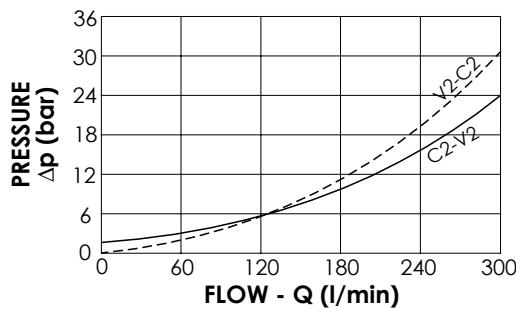


SPECIFICATIONS

Max. operating pressure:	350 bar
Rated flow:	300 l/min
Manifold:	Aluminium
Weight:	5,4 kg

NOTES

Setting: at least 1.3 times the load induced pressure



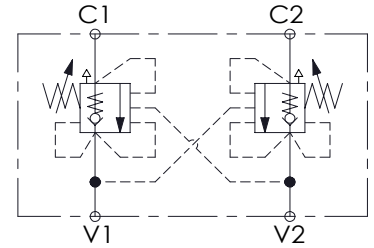
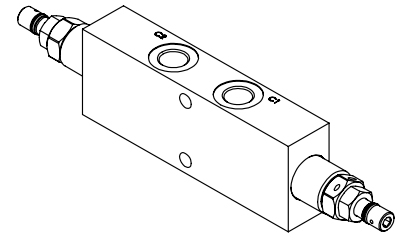
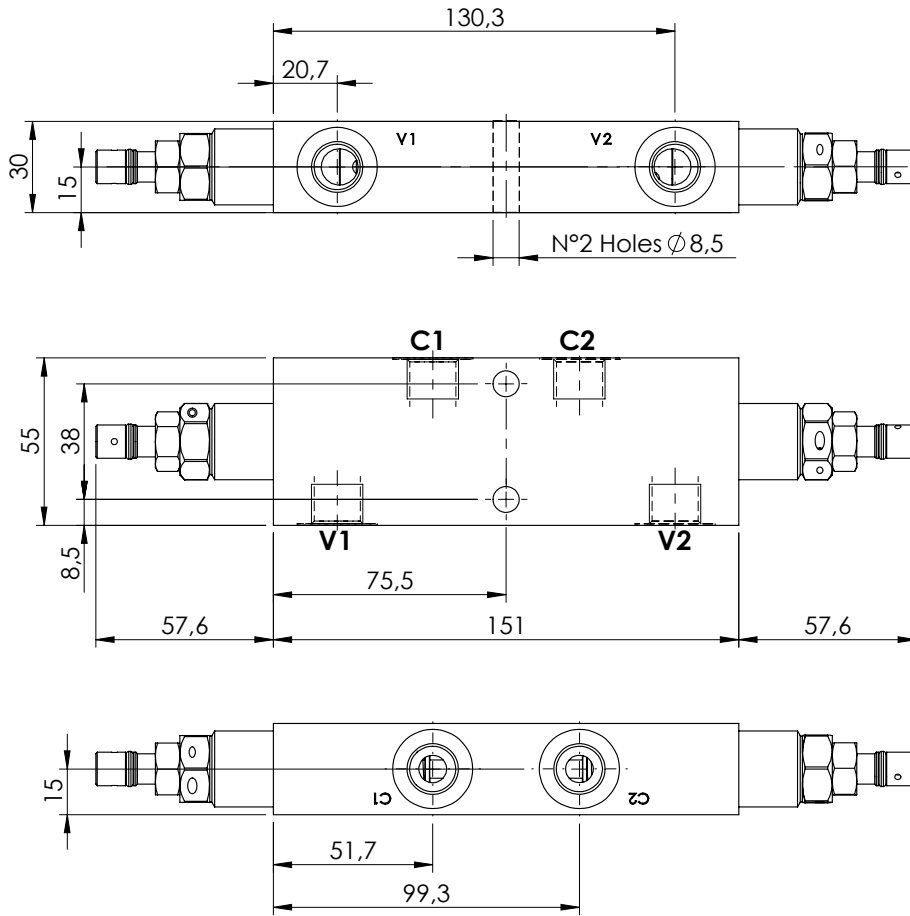
ORDERING CODES

Quick code	Description	Pilot ratio	Main ports size	Standard setting (bar, Q=5 l/min)	Adjust. range (bar)	Pressure increase (bar/turn)
MB000638	MBDN-300-ZLNR-04-G10-N350	4:1	V1,V2,C1,C2: G 1"	350	100 - 350	75

OVERCENTRE VALVE

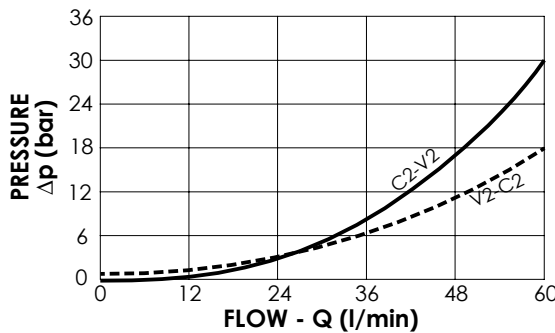
MBDP-060-ALNR

**DOUBLE ACTING
RELIEF COMPENSATED**



SPECIFICATIONS

Max. operating pressure:	350 bar
Rated flow:	60 l/min
Manifold:	Steel
Weight:	1,98 kg



NOTES

Setting: at least 1.3 times the load induced pressure

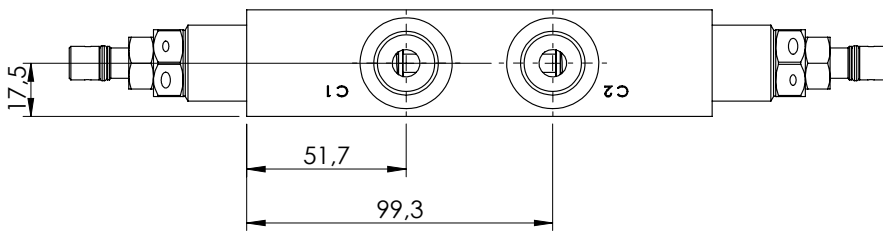
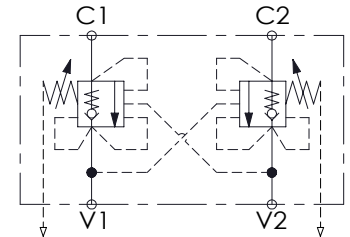
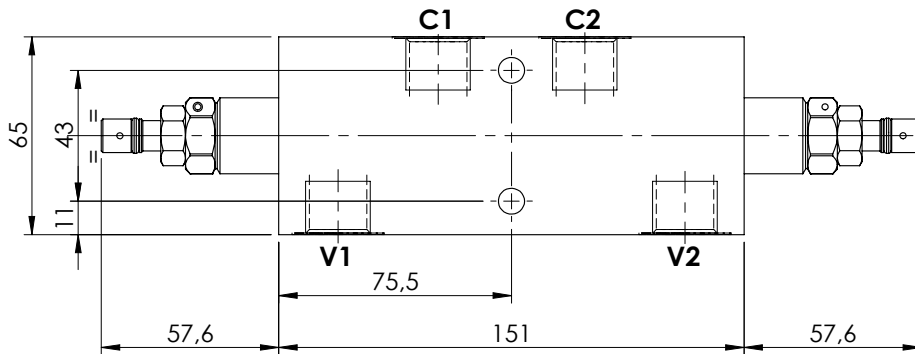
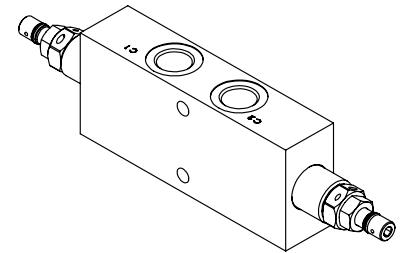
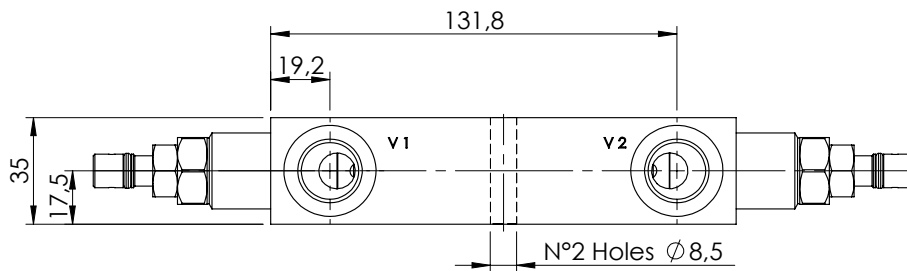
ORDERING CODES

Quick code	Description	Pilot ratio	Main ports size	Standard setting (bar, Q=5 l/min)	Adjust. range (bar)	Pressure increase (bar/turn)
MB000190	MBDP-060-ALNR-04-G38-N350	4,2:1	V1, V2: G3/8" C1, C2: G3/8"	350	100-350	166
MB000191	MBDP-060-ALNR-04-G38-N200	4,2:1	V1, V2: G3/8" C1, C2: G3/8"	200	60-210	75

OVERCENTRE VALVE

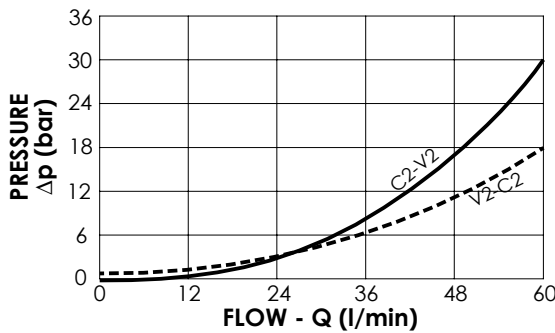
MBDP-060-ALNR

DOUBLE ACTING
RELIEF COMPENSATED



SPECIFICATIONS

Max. operating pressure:	350 bar
Rated flow:	60 l/min
Manifold:	Steel
Weight:	2,62 kg



NOTES

Setting: at least 1.3 times the load induced pressure

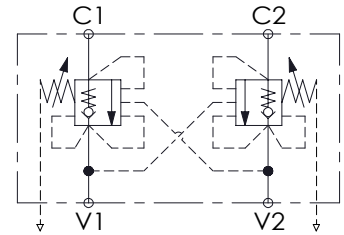
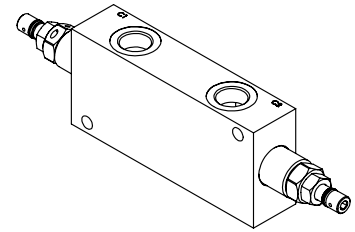
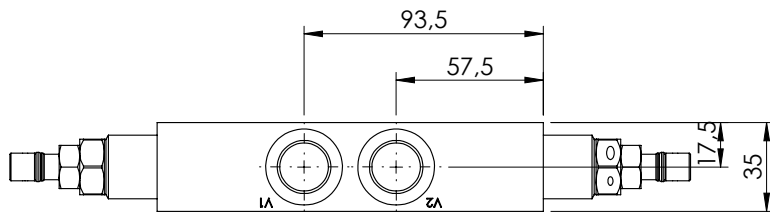
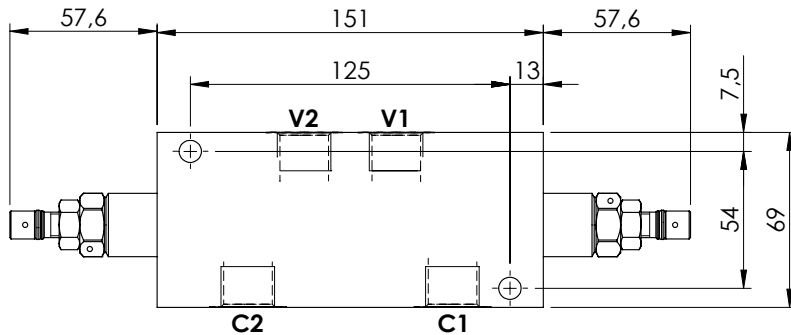
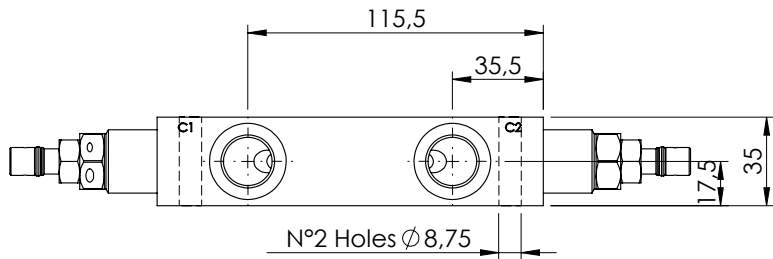
ORDERING CODES

Quick code	Description	Pilot ratio	Main ports size	Standard setting (bar, Q=5 l/min)	Adjust. range (bar)	Pressure increase (bar/turn)
MB000176	MBDP-060-ALNR-04-G12-N350	4,2:1	V1, V2: G1/2" C1, C2: G1/2"	350	100-350	166
MB000189	MBDP-060-ALNR-04-G12-N200	4,2:1	V1, V2: G1/2" C1, C2: G1/2"	200	60-210	75

OVERCENTRE VALVE

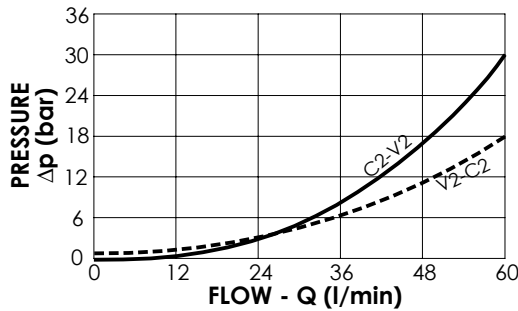
MBDP-060-ZLDE

**DOUBLE ACTING
RELIEF COMPENSATED**



SPECIFICATIONS

Max. operating pressure:	350 bar
Rated flow:	60 l/min
Weight:	Aluminium 1.1 kg; Steel 2.7 kg



NOTES

Setting: at least 1.3 times the load induced pressure

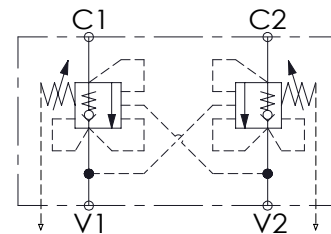
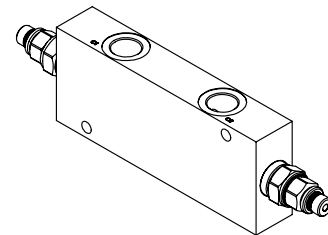
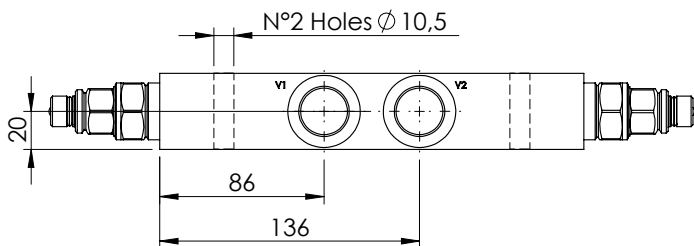
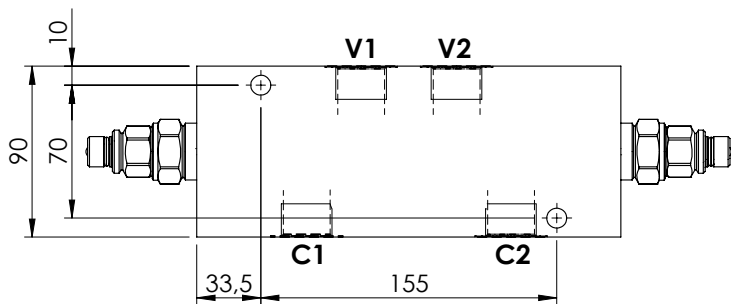
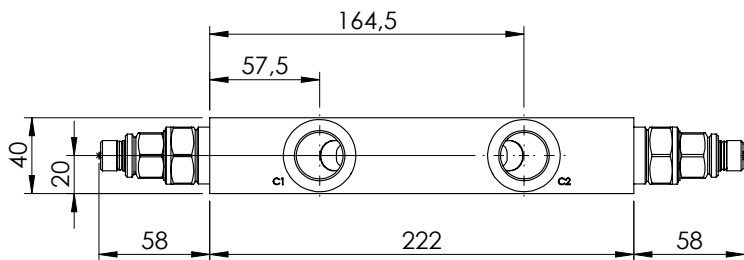
ORDERING CODES

Quick code	Description	Pilot ratio	Manifold material	Main ports size	Standard setting (bar, Q=5 l/min)	Adjust. range (bar)	Pressure increase (bar/turn)
MB000322	MBDP-060-ZLDE-04-G12-N350	4,2:1	Aluminium	V1, V2: G1/2" C1, C2: G1/2"	350	100-350	166
MB000449	MBDP-060-ZLDE-04-G12-N200	4,2:1	Aluminium	V1, V2: G1/2" C1, C2: G1/2"	200	60-210	75
MB000450	MBDP-060-ALDE-04-G12-N350	4,2:1	Steel	V1, V2: G1/2" C1, C2: G1/2"	350	100-350	166
MB000451	MBDP-060-ALDE-04-G12-N200	4,2:1	Steel	V1, V2: G1/2" C1, C2: G1/2"	200	60-210	75

OVERCENTRE VALVE

MBDP-150-ZLDE

DOUBLE ACTING
RELIEF COMPENSATED

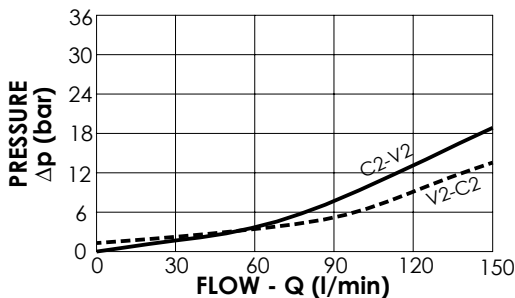
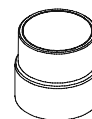


SPECIFICATIONS

Max. operating pressure:	350 bar
Rated flow:	150 l/min
Weight:	Aluminium 2,5 kg; Steel 5.84 kg

SEALING CAP

Ordering code:
ST000012



NOTES

Setting: at least 1.3 times the load induced pressure

Hex key for setting the valve:

Ordering code:
PV000669



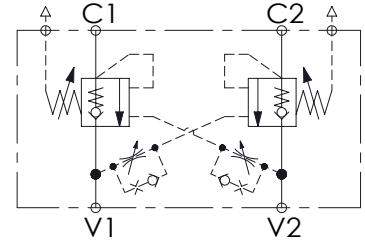
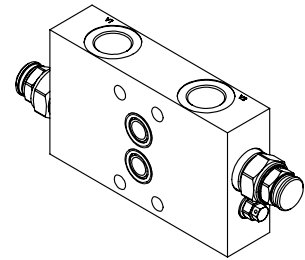
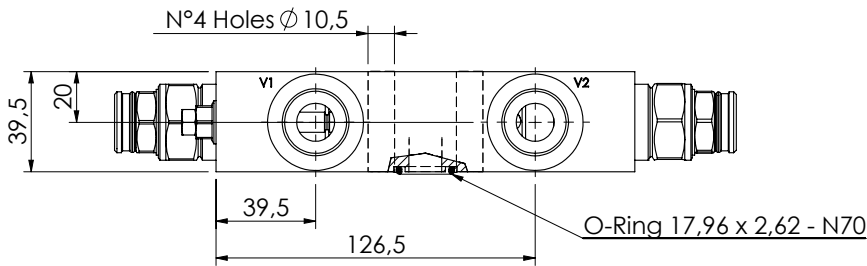
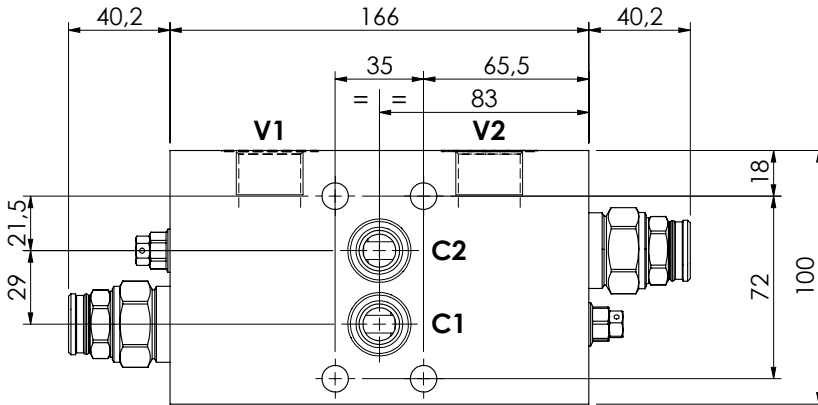
ORDERING CODES

Quick code	Description	Pilot ratio	Manifold material	Main ports size	Standard setting (bar, Q=5 l/min)	Adjust. range (bar)	Pressure increase (bar/turn)
MB000436	MBDP-150-ZLDE-04-G34-N350	4:1	Aluminium	V1, V2: G3/4" C1, C2: G3/4"	350	100-350	104
MB000437	MBDP-150-ZLDE-04-G34-N200	4:1	Aluminium	V1, V2: G3/4" C1, C2: G3/4"	200	60-210	56
MB000438	MBDP-150-ALDE-04-G34-N350	4:1	Steel	V1, V2: G3/4" C1, C2: G3/4"	350	100-350	104
MB000439	MBDP-150-ALDE-04-G34-N200	4:1	Steel	V1, V2: G3/4" C1, C2: G3/4"	200	60-210	56
MB000416	MBDP-150-ZLDE-08-G34-N350	8:1	Aluminium	V1, V2: G3/4" C1, C2: G3/4"	350	200-350	82
MB000417	MBDP-150-ZLDE-08-G34-N200	8:1	Aluminium	V1, V2: G3/4" C1, C2: G3/4"	200	60-210	47
MB000422	MBDP-150-ALDE-08-G34-N350	8:1	Steel	V1, V2: G3/4" C1, C2: G3/4"	350	200-350	82
MB000423	MBDP-150-ALDE-08-G34-N200	8:1	Steel	V1, V2: G3/4" C1, C2: G3/4"	200	60-210	47

OVERCENTRE VALVE

MBDT-150-ZBNV

DOUBLE ACTING
TWO FLANGED PORTS
COMPENSATED

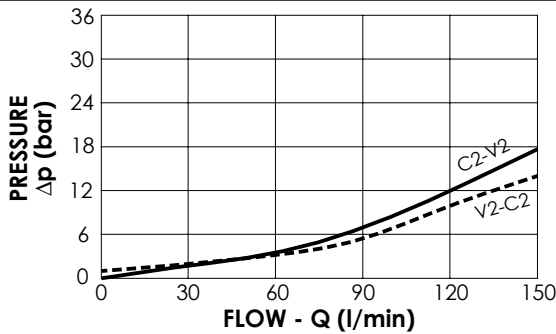
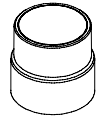


SPECIFICATIONS

Max. operating pressure:	350 bar
Rated flow:	150 l/min
Weight: Aluminium	2,14 kg; Steel 4,85 kg

SEALING CAP

Ordering code:
ST000012



NOTES

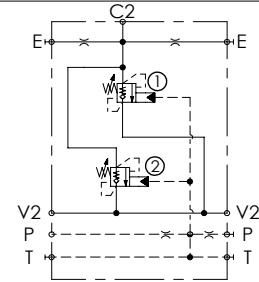
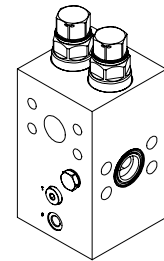
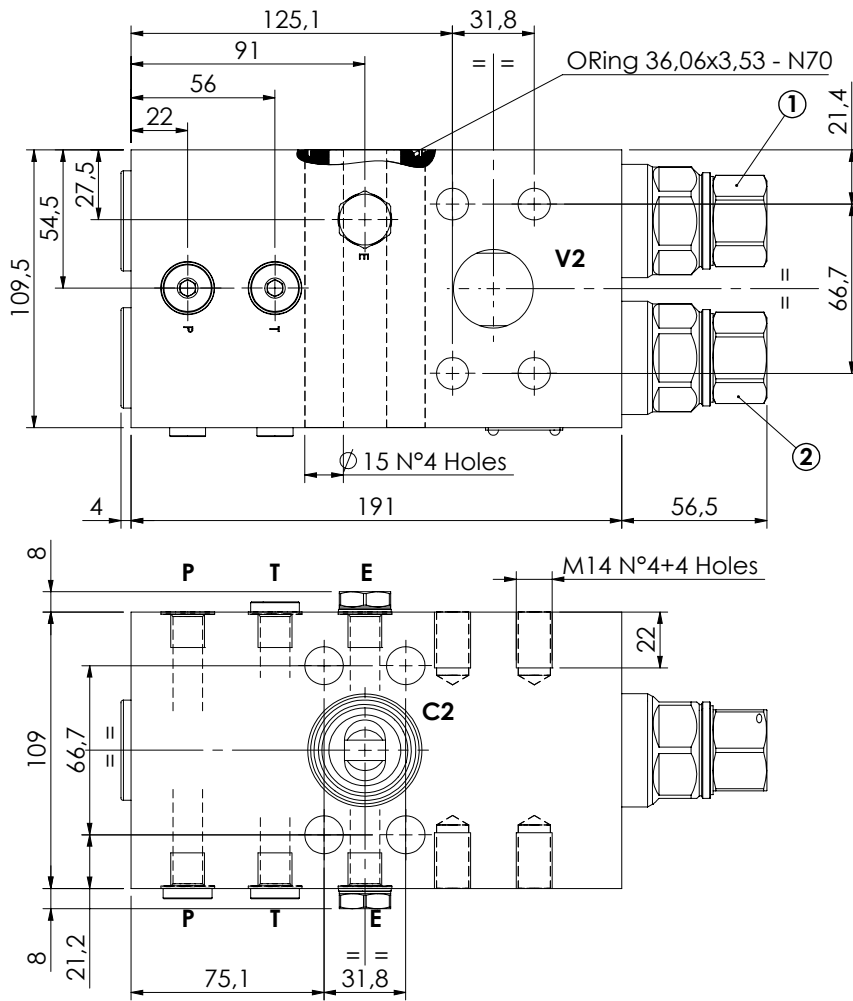
Setting: at least 1.3 times the load induced pressure

ORDERING CODES

Quick code	Description	Pilot ratio	Manifold material	Main ports size	Standard setting (bar, Q=5 l/min)	Adjust. range (bar)	Pressure increase (bar/turn)
MB000429	MBDT-150-ZBNV-04-G34-N350	4:1	Aluminium	V1,V2: G 3/4" C1,C2: Ø 13	350	100-350	104
MB000641	MBDT-150-ZBNV-04-G12-N350	4:1	Aluminium	V1,V2: G 1/2" C1,C2: Ø 13	350	100-350	104
MB000646	MBDT-150-ABNV-04-G34-N350	4:1	Steel	V1,V2: G 3/4" C1,C2: Ø 13	350	100-350	104
MB000647	MBDT-150-ABNV-04-G12-N350	4:1	Steel	V1,V2: G 1/2" C1,C2: Ø 13	350	100-350	104

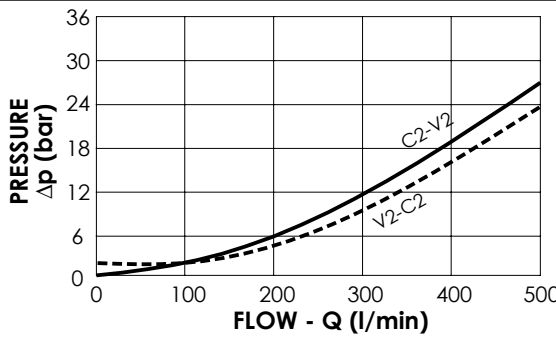
OVERCENTRE VALVE

MBDN-500-ABNR DOUBLE ACTING



SPECIFICATIONS

Max. operating pressure:	420 bar
Rated flow:	500 l/min
Manifold:	Steel
Weight:	16,32 kg



NOTES

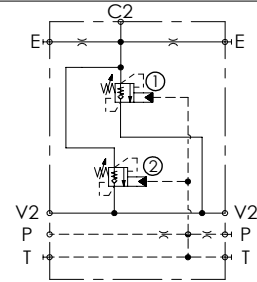
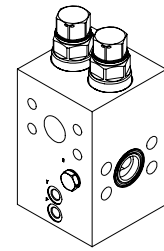
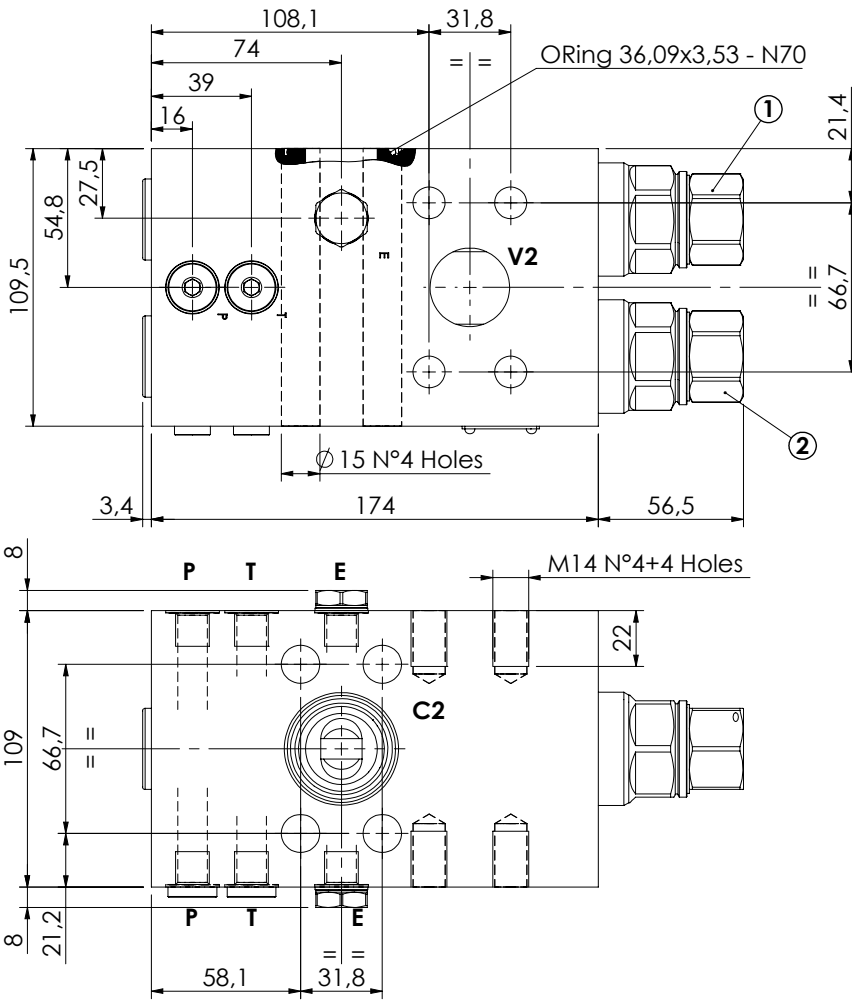
T line plugs must be kept closed

ORDERING CODES

Quick code	Description	Pilot ratio	Main ports size	Standard setting (bar)	Adjust. range (bar)	Pressure increase (bar/turn)
MB000979	MBDN-500-ABNR-06-S11-N420	6:1	V2,C2:1 1/4" SAE 6000 P,T,E: G 1/4"	420	250-420	104

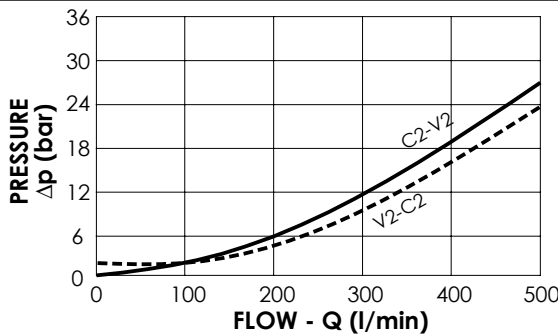
OVERCENTRE VALVE

MBDN-500-ABNR DOUBLE ACTING



SPECIFICATIONS

Max. operating pressure:	420 bar
Rated flow:	500 l/min
Manifold:	Steel
Weight:	14,78 kg



NOTES

T line plugs must be kept closed

ORDERING CODES

Quick code	Description	Pilot ratio	Main ports size	Standard setting (bar)	Adjust. range (bar)	Pressure increase (bar/turn)
MB000978	MBDN-500-ABNR-13-S11-N420	13:1	V2, C2: 1 1/4" SAE 6000 P, T, E: G 1/4"	350	250-420	104

