

Vickers®

Flow Controls

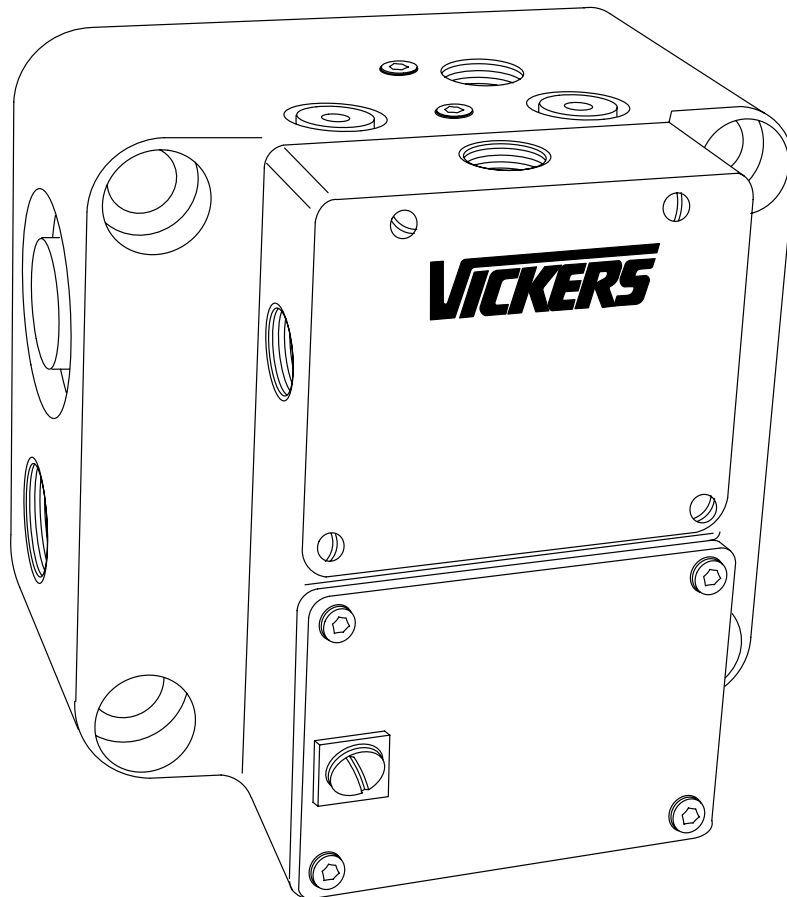
Service Parts Information



Remote Electrically Modulated Flow Control Valve

FGE-06-30-002-(E)-12

FGE-06-60-002-(E)-12



VICKERS

Revised 9/01/87

I-3418-S

381632 Retaining Ring
(Important - No portion of ring
should cover removal hole in body)

▲ 154080 O-Ring

387113 Spring

271434 Spring

104998
Spring

381321 Plug

▲ 197643 Back-up Ring

344966 Screw (2 req'd)

112201
Screw

389831 Strip

352641 Nut

● 381525 Heli-coil

140108 Screw

233107 Washer

381324

Bushing Retainer

▲ 153950

O-Ring

▲ 170441

O-Ring

▲ 154006 O-Ring

346773 Coil & Bushing

112201
Screw

375121 Flapper S/A

▲ 381625 Gasket

381325 Housing

36212 Screw

10359 Screw (2 req'd)

▲ 380244 Gasket
& Wire S/A

Nameplate

174638 Captive
Screws (4 req'd)

125792 Screw

▲ 164538
Sealing Washer

253722 Screw

381624 Cover

▲ 381626
Gasket

10932 Screw
(4 req'd)

377012
Nozzle

102671
Retaining
Ring

64765 Plug
(Plastic)

(2 req'd)

● 942309 Adapter
S/A consists of:
381323 Adapter
381525 Heli-coil

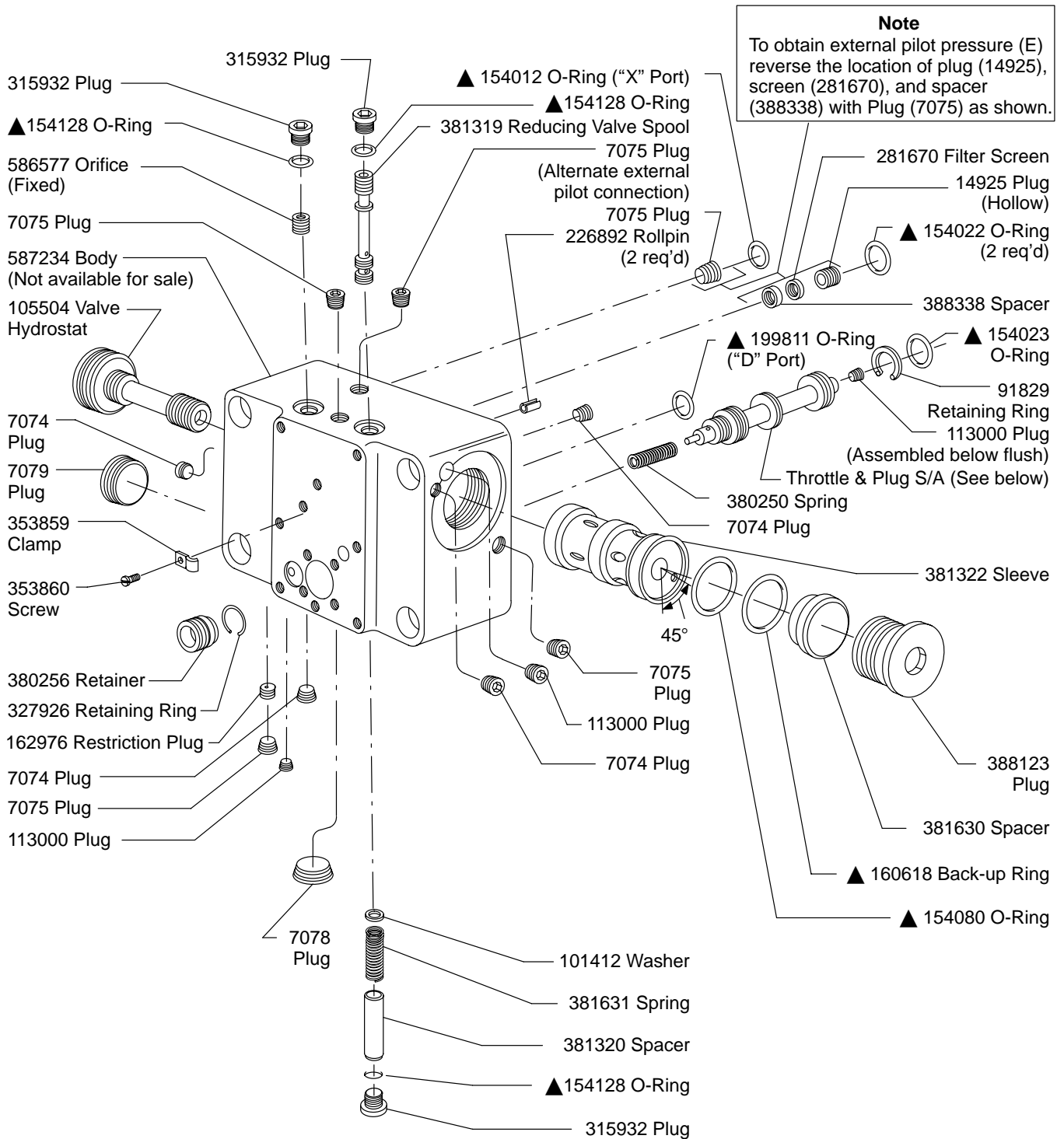
68905 Lockwasher (4 req'd)

11009 Screw (4 req'd)

323933 Frame

Note

381628 - First stage S/A may
be removed as an assembly
without disturbing Flapper

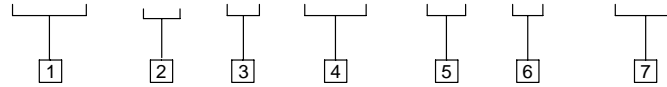


Model	Throttle & Plug S/A
FGE-06-30	388335
FGE-06	388334

▲ Included in 919899 Seal Kit

Model Code

FGE - 06 - * - 002 - (E) - 12 - (S30)



1 Model Series

FGE - Flow control valve, subplate or manifold mounted, remote electrically modulated

2 Valve Size 3/4"

60 Series (3/4" nominal valve size)

3 Maximum Flow

30 - 30 gpm
60 - 60 gpm

4 Coil Designation

Number times 10 equals coil resistance in ohms

5 Pilot Supply

E - External pilot supply
(omit for internal pilot supply)

6 Design

7 Seals

Multi-fluid capability Viton Seals

For satisfactory service life of these components use full flow filtration to provide fluid which meets ISO cleanliness code 20/18/15 or cleaner. Selections from Eaton OFF, OFR, and OFRS series are recommended.