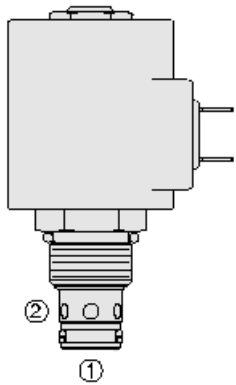
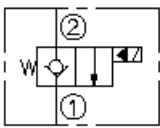




## Overview



### Symbol



### Description

A solenoid-operated, 2-way, normally closed, poppet-type, screw in hydraulic cartridge valve, with standard (sv10-20) and manual override (mo) options. This valve intended as a blocking or load holding device for low flow circuits having pull-only manual override requirements for handles or cable linkage.

### Operation

When de-energized, the SV10-20X acts as a check valve, allowing flow from port 1 to port 2, while blocking flow from port 2 to port 1. When energized, the valves poppet lifts to open the port 2 to port 1 flow path, while flow from port 1 to port 2 is severely restricted.

### Features

- Continuous-duty rated coil.
- Hardened seat for long life and low leakage.
- Optional coil voltages and terminations.
- Efficient wet-armature construction.
- Cartridges are voltage interchangeable.
- Unitized, molded coil design.
- Manual override option.
- Optional waterproof E-Coils rated up to IP69K.
- Industry common cavity.
- Position sensor option.

## Ratings

### Pressure Ratings

Pressure rating	207 bar (3000 psi)	
Proof pressure	345 bar (5000 psi)	- <b>Note:</b> (sv10-20)
Burst pressure	896 bar (13000 psi)	- <b>Note:</b> (sv10-20)

### Flow Ratings

Flow rating	- <b>Note:</b> See performance graph	
Maximum internal leakage	3 drops/min	- <b>Note:</b> At (sv10-20 and sv10-20m) 207 bar (3000 psi)
	3 drops/min	- <b>Note:</b> At (sv10-20j/y) 207 bar (3000 psi)

### Temperature Ratings

Operating fluid temperature	-40 to 100 °C (-40 to 212 °F)	- <b>Note:</b> With buna N seals
	-26 to 204 °C (-15 to 400 °F)	- <b>Note:</b> With fluorocarbon seals
	-54 to 107 °C (-65 to 225 °F)	- <b>Note:</b> With polyurethane seals
Storage temperature	-40 to 70 °C (-40 to 160 °F)	
Ambient temperature	-40 to 70 °C (-40 to 160 °F)	

### Other Ratings

Corrosion protection	960 hr salt spray per ASTM b117 (gsv10-20x)
----------------------	---------------------------------------------

## Operating Parameters

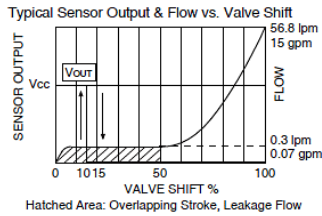
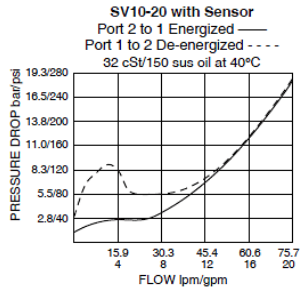
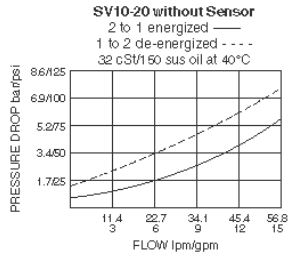
Fluids	Mineral based or synthetic hydraulic fluid with lubricating properties
Fluid viscosity range	7.4 to 420 cSt
Maximum operating contamination level	20/18/14 per ISO 4406

## Properties

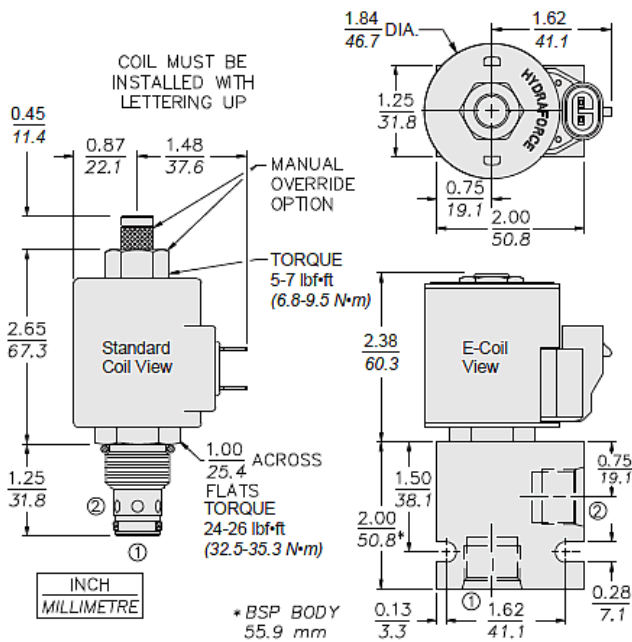
Unit weight	0.16 kg (0.36 lb)	- <b>Note:</b> SV10-20
	0.18 kg (0.39 lb)	- <b>Note:</b> SV10-20M
	0.17 kg (0.38 lb)	- <b>Note:</b> Sv10-20j/y
Internal wetted surface area	116 cm <sup>2</sup> (18.0 in <sup>2</sup> )	- <b>Note:</b> Sv1020/m
	135 cm <sup>2</sup> (21.0 in <sup>2</sup> )	- <b>Note:</b> Sv1020j/y



## Performance



## Dimensions



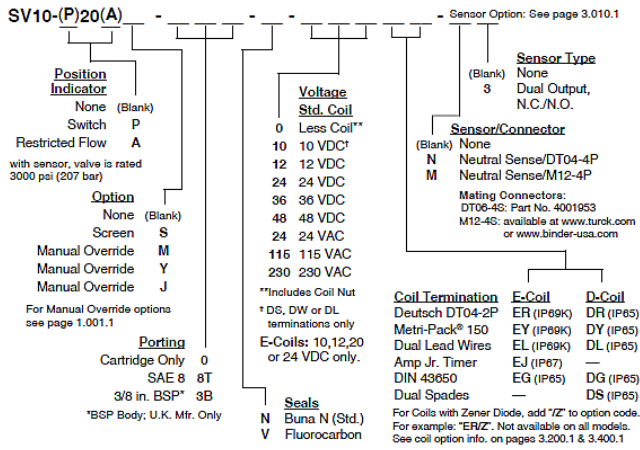
## Installation Specifications

Cavity	VC10-2
Cartridge installation torque	32.5 to 35.3 N-m (24 to 26 ft-lb)
Coil nut torque	6.8 to 9.5 N-m (5 to 7 ft-lb)
Orientation restriction	None

## Accessories

Seal kit	SK10-2X-T (x = N - Note: (x = n, V and P seal option)
----------	-------------------------------------------------------

## Order Code



**Model Options**

**SV10-A20AEG-H-J-L-M**

**A Position Sensor Option**

CODE	DESCRIPTION
20	Standard
P20A	Position Indicator Switch with Restricted Flow

**E Manual Override**

CODE	DESCRIPTION
BLANK	NONE
J	Momentary Pull Override, #10-32 threads
M	Two Position Override, Red Knurled Knob
Y	Momentary Pull Override, Red Knurled Knob

**G Screen**

CODE	DESCRIPTION
BLANK	NONE
S	100 Mesh Screen

**H Line Body**

CODE	DESCRIPTION
0	No Body
6T	Aluminum SAE 6
8T	Aluminum SAE 8
6TD	Ductile Iron SAE 6
8TD	Ductile Iron SAE 8
2B	Aluminum BSPP 1/4" (2)
3B	Aluminum BSPP 3/8" (3)
4B	Aluminum BSPP 1/2" (4)
4BD	Ductile Iron BSPP 1/2" (4)

**J Seal**

CODE	DESCRIPTION
N	Buna-N
V	Fluorocarbon
P	Polyurethane



CODE	DESCRIPTION
------	-------------

U	PPDI Urethane
---	------------------

**L Coil**

CODE	DESCRIPTION
0	No Coil
10DG	10 VDC, D-Coil, DIN 43650
10DL	10 VDC, D-Coil, Dual Lead Wires
10DR/D	10 VDC, D-Coil, Deutsch with Diode
10DS	10 VDC, D-Coil, Dual Spade
10EL	10 VDC, E-Coil, Dual Lead Wires
10ER	10 VDC, E-Coil, Deutsch
10ER/Z	10 VDC, E-Coil, Deutsch with Zener Diode
12DG	12 VDC, D-Coil, DIN 43650
12DL	12 VDC, D-Coil, Dual Lead Wires, 18 inches long
12DL/36	12 VDC, D-Coil, Dual Lead Wires, 36 inches long
12DL/W	12 VDC, D-Coil, Dual Lead Wires with Weatherpak
12DL/W/D	12 VDC, D-Coil, Dual Lead Wires with Weatherpak with Diode
12DR	12 VDC, D-Coil, Deutsch
12DR/D	12 VDC, D-Coil, Deutsch with Diode
12DR/Z	12 VDC, D-Coil, Deutsch with Zener Diode
12DS	12 VDC, D-Coil, Dual Spade
12EG	12 VDC, E-Coil, DIN 43650
12EJ	12 VDC, E-Coil, AMP Jr.
12EL	12 VDC, E-Coil, Dual Lead Wires, 18 inches long
12EL/36	12 VDC, E-Coil, Dual Lead Wires, 36 inches long
12EL/W/Z	12 VDC, E-Coil, Dual Lead Wires with WeatherPak and Zener Diode
12EL/Z	12 VDC, E-Coil, Dual Lead Wires with Zener Diode
12ER	12 VDC, E-Coil, Deutsch
12ER/Z	12 VDC, E-Coil, Deutsch with Zener Diode
12EY	12 VDC, E-Coil, Metri-Pack 150
12EY/Z	12 VDC, E-Coil, Metri-Pack 150 with Zener Diode
20DR/D	20 VDC, D-Coil, Deutsch with Diode
20DS	20 VDC, D-Coil, Dual Spade
20ER	20 VDC, E-Coil, Deutsch
24AG	24 VDC, D-Coil, DIN 43650
24AP	24 VDC, D-Coil, 1/2" Conduit and Dual Lead Wires
24DG	24 VDC, D-Coil, DIN 43650
24DL	24 VDC, D-Coil, Dual Lead Wires
24DL/W	24 VDC, D-Coil, Dual Lead Wires with Weatherpak
24DL/W/D	24 VDC, D-Coil, Dual Lead Wires with Weatherpak with Diode
24DP	24 VDC, D-Coil, 1/2" Conduit and Dual Lead Wires
24DR	24 VDC, D-Coil, Deutsch
24DR/D	24 VDC, D-Coil, Deutsch with Diode



CODE	DESCRIPTION
24DS	24 VDC, D-Coil, Dual Spade
24EG	24 VDC, E-Coil, DIN 43650
24EJ	24 VDC, E-Coil, AMP Jr.
24EL	24 VDC, E-Coil, Dual Lead Wires, 18 inches long
24EL/36	24 VDC, E-Coil, Dual Lead Wires, 36 inches long
24EL/W/Z	24 VDC, E-Coil, Dual Lead Wires with WeatherPak and Zener Diode
24ER	24 VDC, E-Coil, Deutsch
24ER/Z	24 VDC, E-Coil, Deutsch with Zener Diode
24EY	24 VDC, E-Coil, Metri-Pack 150
24EY/Z	24 VDC, E-Coil, Metri-Pack 150 with Zener Diode
36DS	36 VDC, D-Coil, Dual Spade
115AG	115 VAC, D-Coil, DIN 43650
115AP	115 VAC, D-Coil, 1/2" Conduit and Dual Lead Wires
230AG	230 VAC, D-Coil, DIN 43650
230AP	230 VAC, D-Coil, 1/2" Conduit and Dual Lead Wires

### M Position Sensor Termination

CODE	DESCRIPTION
BLANK	No Position Sensor
M3	Neutral Sense, M12-4P, Dual Output NC/NO
N3	Neutral Sense, DT04-4P, Dual Output NC/NO